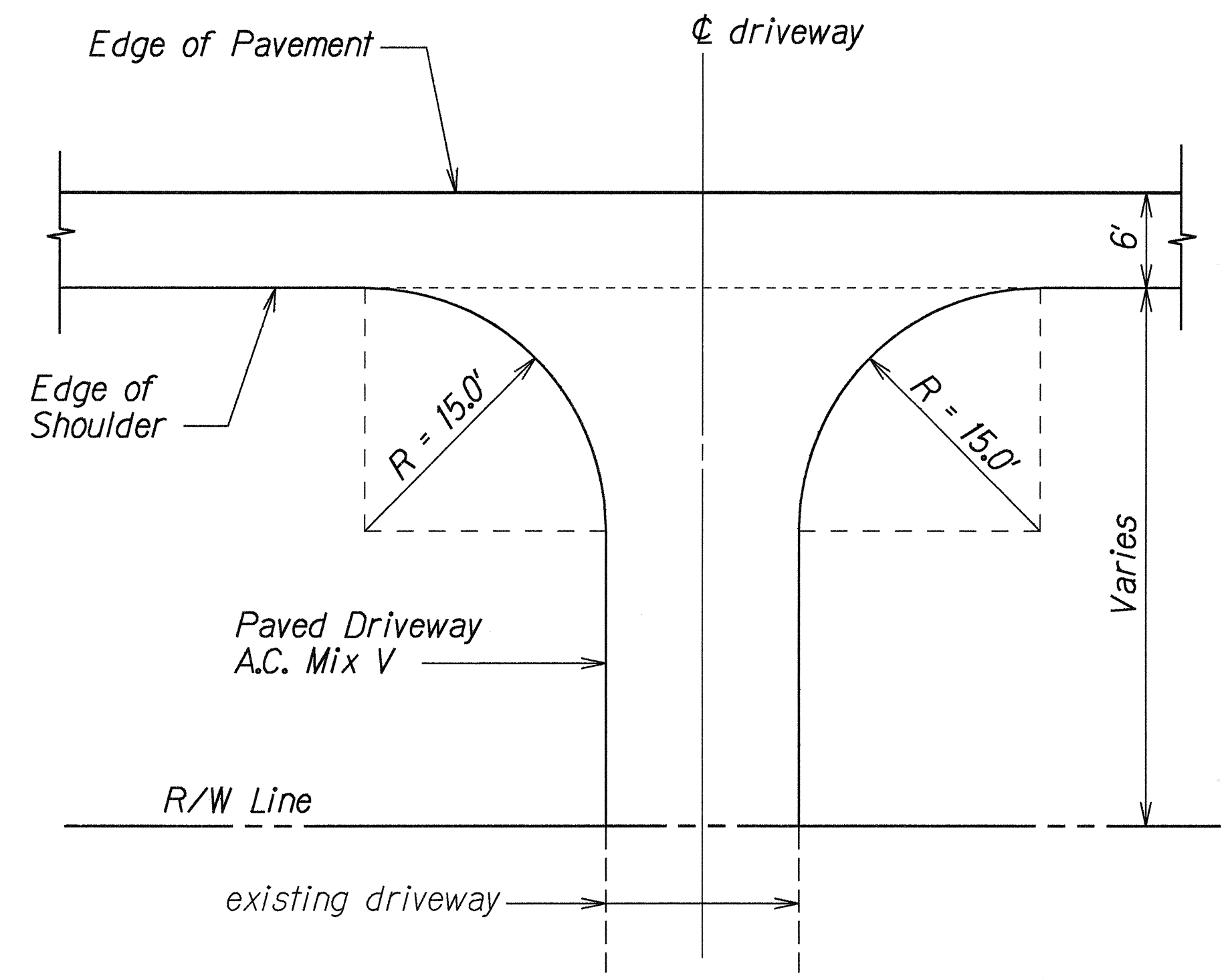
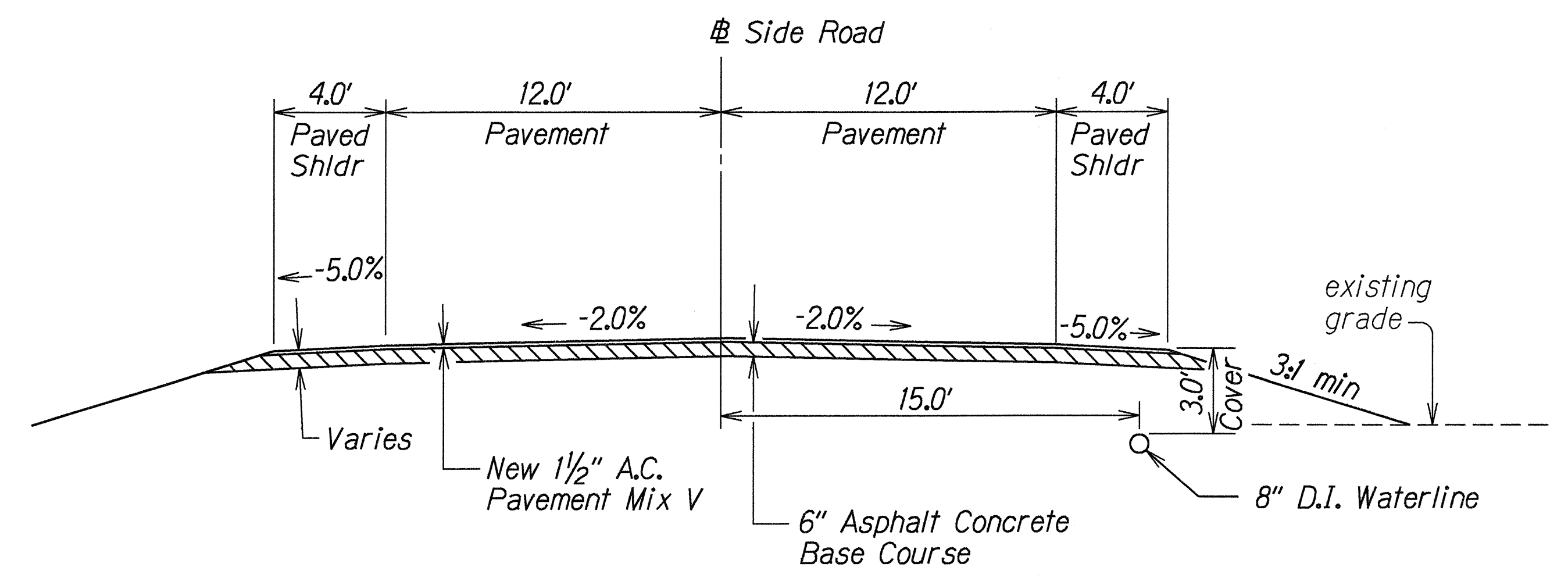


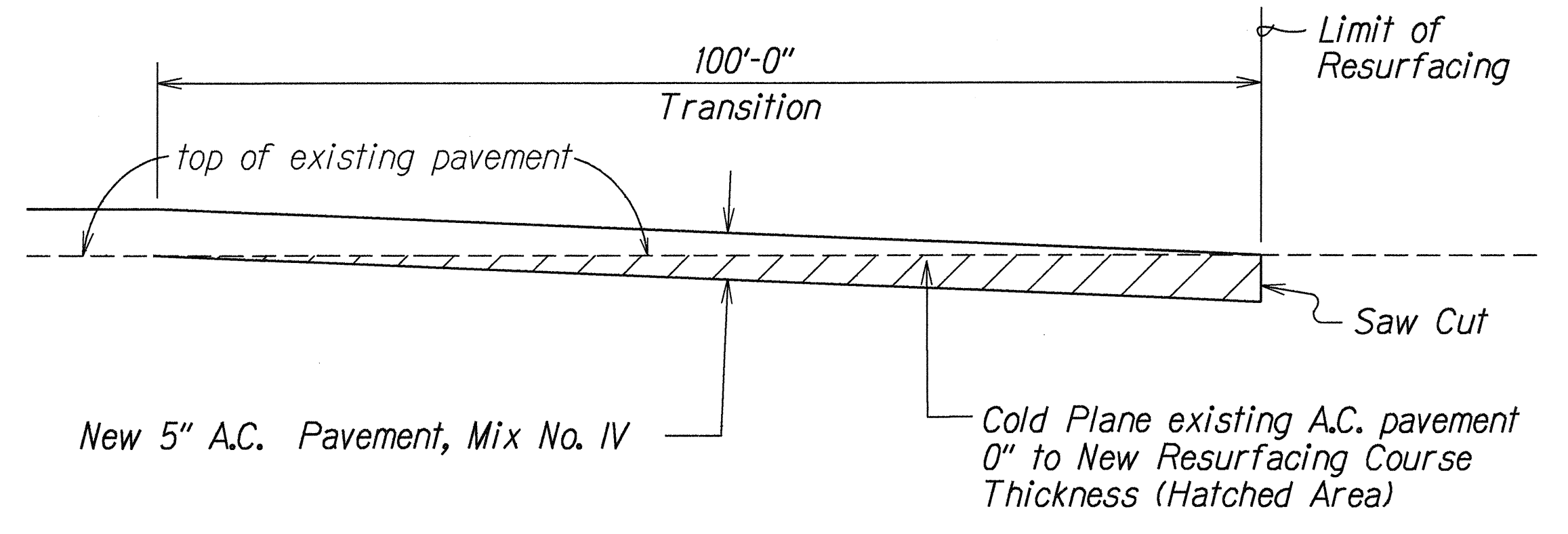
FED. ROAD DIST. NO.	STATE	FED. AID PROJ. NO.	FISCAL YEAR	SHEET NO.	TOTAL SHEETS
HAWAII	HAW.	RS-0130(24)	2000	6	55



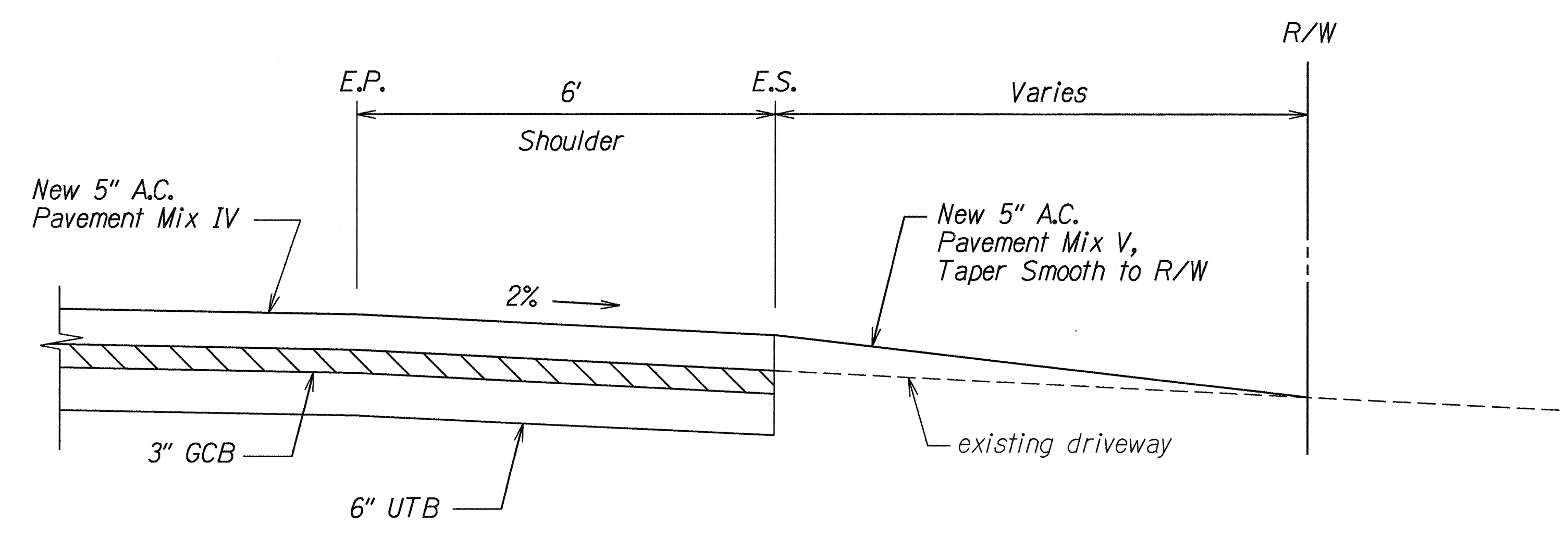
TYPICAL DRIVEWAY PLAN
Scale: 1/4" = 1'-0"



TYPICAL SIDE ROAD SECTION
Scale: 1/4" = 1'-0"



COLD PLANED TRANSITION TO EXISTING A.C. PAVEMENT
Not To Scale



TYPICAL DRIVEWAY AND SIDE ROAD CONNECTION
Not To Scale

ORIGINAL PLAN	DATE
SURVEY PLOTTED BY	
DRAWN BY	
DESIGNED BY	
CHECKED BY	
NOTED BY	
APPROVED BY	

STATE OF HAWAII
DEPARTMENT OF TRANSPORTATION
HIGHWAYS DIVISION

**TYPICAL DRIVEWAY AND
SIDE ROAD DETAILS**

KEA'AU-PĀHOA ROAD
PARADISE PARK SECTION-PHASE II & III
F.A. PROJECT NO. RS-0130(24)

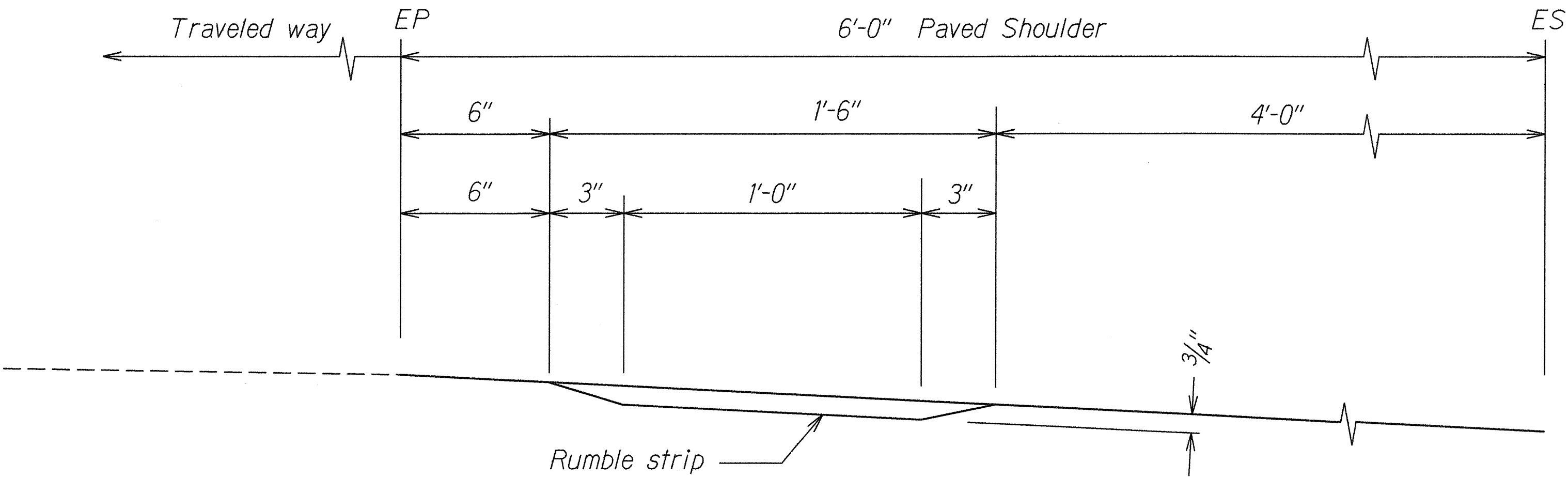
Scale: As Shown
Date: May, 2000

SHEET NO. 1 OF 1 SHEETS

FED. ROAD DIST. NO.	STATE	FED. AID PROJ. NO.	FISCAL YEAR	SHEET NO.	TOTAL SHEETS
HAWAII	HAW.	RS-0130(24)	2000	6 S-1	55

NOTES :


- Rumble Strip depressions must be placed after Breakdown Rolling, with Finish Rolling done after Rumble Strip Rolling but not on depressions unless otherwise directed by the Engineer.
- Rolling for Rumble Strip depressions shall be done when temperature of asphalt is about 180° F (when fines just stick to the palm of hand). Discontinue rolling if mat begins to tear. The rolling of depressions or the stopping of rolling process shall be done in accordance to the the preceding requirements unless otherwise directed by the Engineer.
- Priority is to complete full Breadown Rolling in order to achieve the required density. Full depth depression is a secondary consideration unless otherwise directed by the Engineer.
- The method of constructing the Rumble Strip depressions shall be submitted to the Engineer for acceptance prior to the actual work.
- The construction of the the Shoulder Rumble Strip including the fabrication of the grooving apparatus and 6"white stripe, shall be considered incidental to Asphalt Concrete Pavement, Mix No. V and will not be paid for separately.
- Extent of Rumble Strip shall be both shoulders on Kea'au-Pahoa Road.



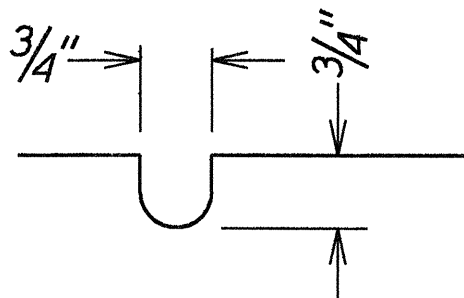
LONGITUDINAL SECTION - RUMBLE STRIP
Scale: 3"=1'-0"

NOTE

Shoulder Rumble Strips should not be used unless approximately 4 feet of clear shoulder width for bicycle use is available between the Rumble Strips and the outer edge of the paved shoulder.



PLAN
Scale: 3/4"=1'-0"



SECTION - RUMBLE STRIP
Scale: 6"=1'-0"

ORIGINAL PLAN	SURVEY PLOTTED BY	DATE
NOTE BOOK	DRAWN BY	
4/07/00	DESIGNED BY	
	CHECKED BY	

STATE OF HAWAII
DEPARTMENT OF TRANSPORTATION
HIGHWAYS DIVISION

SHOULDER RUMBLE STRIP

DETAILS AND NOTES

KEA'AU-PAHOA ROAD

PARADISE PARK SECTION-PHASE II # III

F.A. PROJECT NO. RS-0130(24)

Scale: Noted

Date: May, 2000

SHEET No. 1 OF 1 SHEETS