

FED. ROAD DIST. NO.	STATE	FED. AID PROJ. NO.	FISCAL YEAR	SHEET NO.	TOTAL SHEETS
HAWAII	HAW.	NH-019-1(33)	2003	6	74

LEGEND

4 each Type A Raised Pavement Markers  
Type C Raised Pavement Markers @ 40'-0" o.c.

4 each Type J Raised Pavement Markers  
Type D Raised Pavement Markers @ 40'-0" o.c.

8" White Stripe with Type C Raised Pavement Markers @ 20'-0" o.c. (Thermoplastic Extrusion)

4" Double Solid Yellow with Type D Raised Pavement Markers @ 20'-0" o.c. (Thermoplastic Extrusion)

4" Double Solid Yellow Stripes with Type H Raised Pavement Markers @ 20'-0" o.c. (Thermoplastic Extrusion)

4" Yellow Edge Stripe with Type H Raised Pavement Markers @ 40'-0" o.c. (Thermoplastic Extrusion)

4" Double Solid White Stripes with Type C Raised Pavement Markers @ 20'-0" o.c. (Thermoplastic Extrusion)

Lane Change Restriction Marking  
4 each Type A Raised Pavement Markers  
Type C Raised Pavement Markers @ 20'-0" o.c.  
4" White Stripe (Thermoplastic Extrusion)

4" or 8" White Edge Stripe with Type C Raised Pavement Markers @ 40'-0" o.c. (Thermoplastic Extrusion)

4" White Guide Lines (Thermoplastic Extrusion except for bus bays)

Transverse Median Marking (Thermoplastic Extrusion)

Transverse Shoulder Marking (Thermoplastic Extrusion)

Channelizing Island or Deceleration Lane Gore (Thermoplastic Extrusion)

Crosswalk and Stop Line. All Stop Lines shall be 10'-0" from Crosswalk unless otherwise noted. The circled number indicates the number of lanes for payment (Thermoplastic Extrusion)

Pavement Arrow (Thermoplastic Extrusion)

STOP

Pavement Word (Thermoplastic Extrusion)

4 Each Type J Raised Pavement Markers  
Type D Raised Pavement Markers @ 40'-0" o.c.  
Type H Raised Pavement Markers (Reflective Surface facing no-passing direction)  
4" Single Solid Yellow Stripe (Thermoplastic Extrusion)

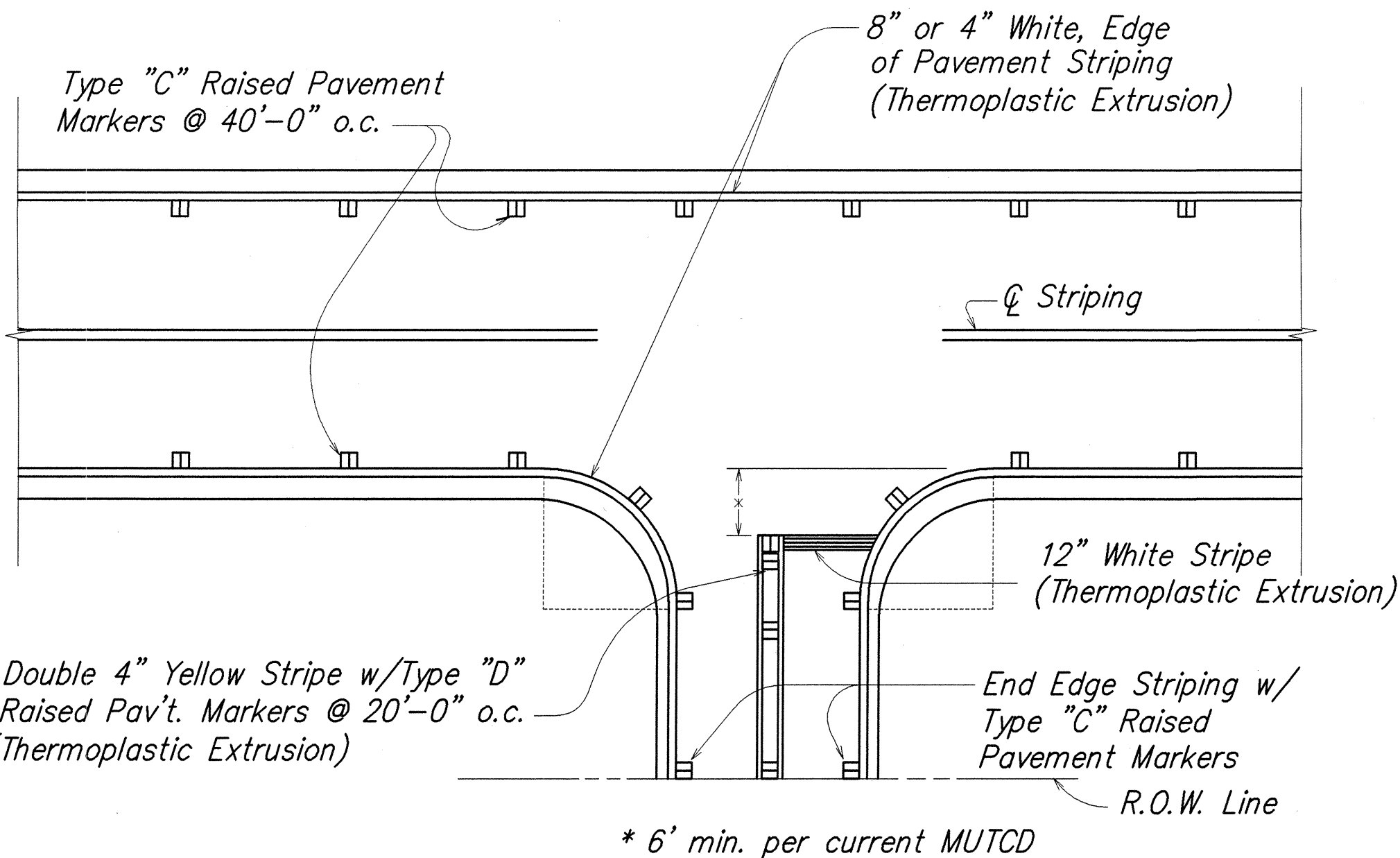
Extension of Edge Line, 4" Wide x 2'-0" Long White Stripe @ 10'-0" o.c. w/Type C Markers @ 40'-0" o.c. (Thermoplastic Extrusion)

NOTES

- Layout of pavement markings and striping shall be done by the Contractor and approved by the Engineer prior to any installation work.
- Existing pavement markings not incorporated in the final traffic pattern shall be removed as directed by the Engineer. Costs shall be incidental to the various pavement marking items.
- Raised pavement markers shall not be installed within crosswalks.
- Final locations of all Stop Lines shall be approved by the Engineer prior to installation.
- All pavement striping shall be as noted on the legend or plans.
- The Contractor shall erect at the beginning of the project and at the end of the project advance construction warning signs placed as indicated on the plans or as directed by the Engineer for the duration of the highway project and shall be maintained by the Contractor. These signs shall be placed in addition to the required traffic control signs called for in Section 645 - Traffic Control. The advance construction warning signs shall be new and become the property of the State. The Contractor shall remove, clean, and deliver the signs and posts to the District Baseyard, or as directed by the Engineer, upon the completion of the project.

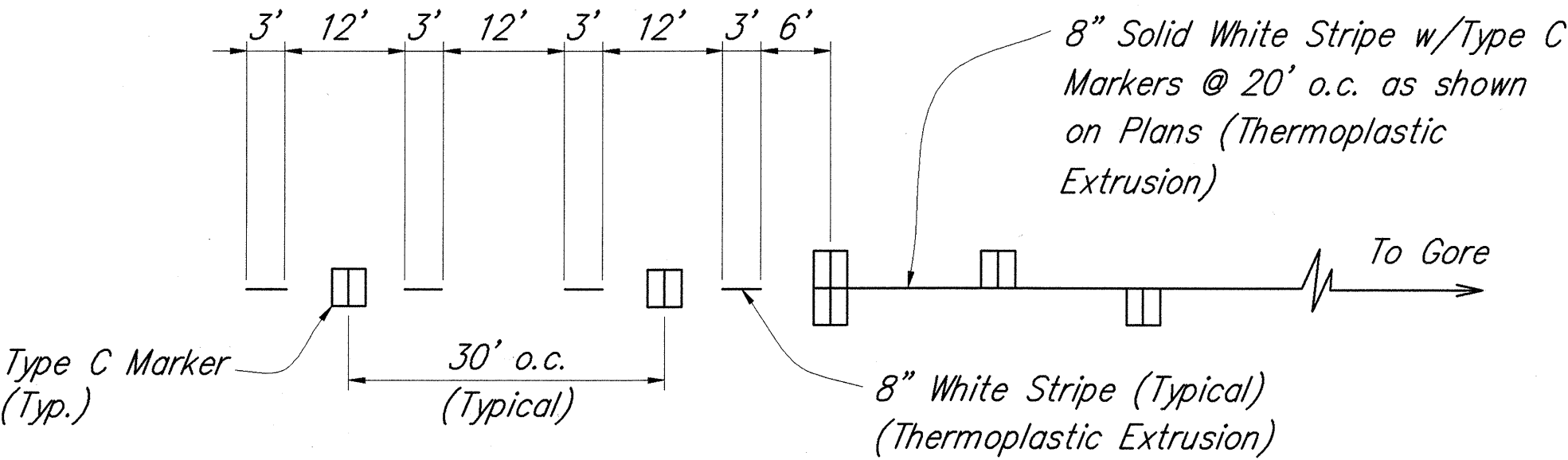
REFLECTOR MARKER LEGEND

- RM-2, White Reflector Marker with flex post unless otherwise noted.
- RM-3, Yellow Reflector Marker with flex post unless otherwise noted.
- RM-4 with steel post unless otherwise noted.
- Bi-Directional RM-3 Yellow Reflector Marker & RM-2 White Reflector Marker with flex post unless otherwise noted.
- Bi-Directional RM-3, Yellow Reflector Marker with flex post unless otherwise noted.



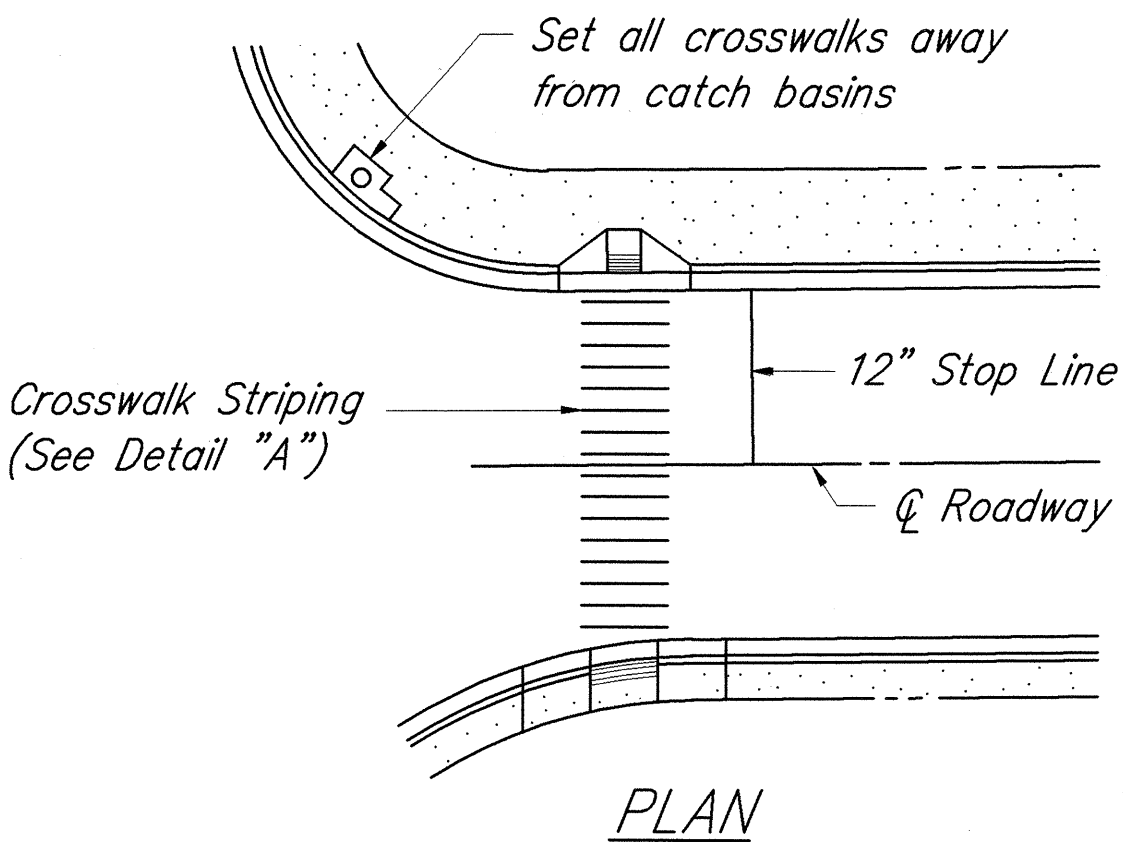
TYPICAL EDGE OF PAVEMENT MARKING

Not to Scale

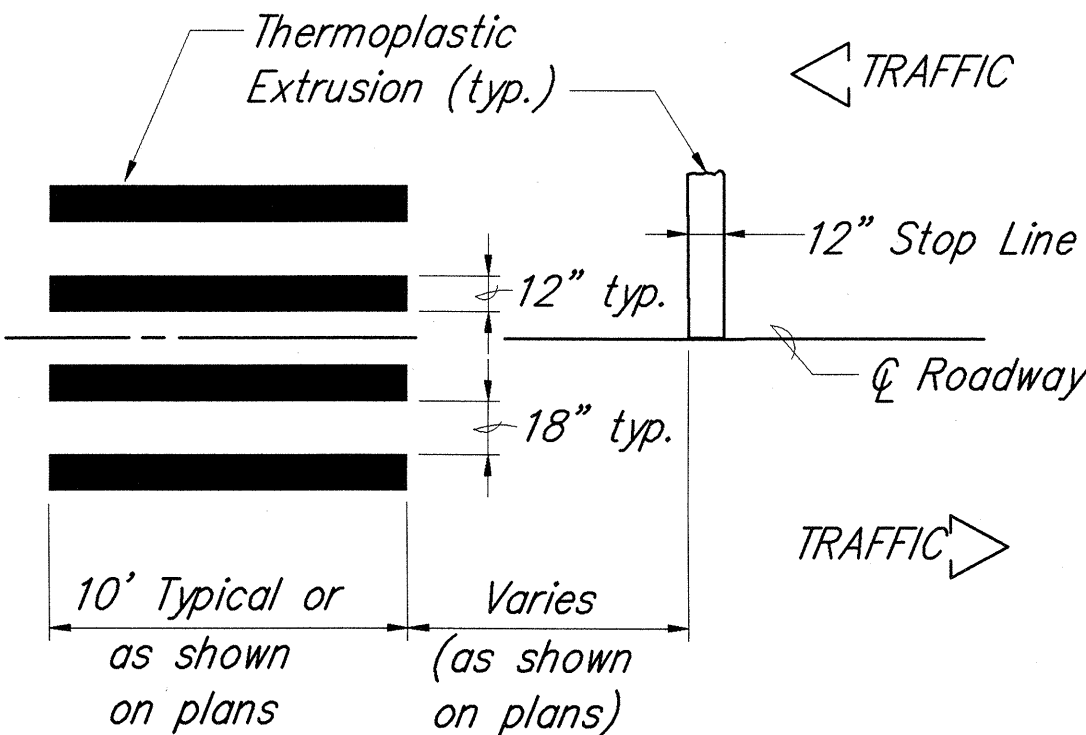


LANE DROP MARKING

Not to Scale



PLAN



DETAIL "A"

CROSSWALK STRIPING DETAIL

Not to Scale



THIS WORK WAS PREPARED BY ME OR UNDER MY SUPERVISION

*Edward H. Iida*

MITSUNAGA & ASSOCIATES

STATE OF HAWAII  
DEPARTMENT OF TRANSPORTATION  
HIGHWAYS DIVISION

**PAVEMENT MARKINGS  
LEGEND, DETAILS & NOTES**

*Queen Kaahumanu Highway Resurfacing  
Kekaha Kai State Park to Hapuna  
Federal-Aid Project No. NH-019-1(33)*

Scale: As Noted      Date: March 2003

SHEET No. **C-4** OF **68** SHEETS

SURVEY PLOTTED BY	DATE
DRAWN BY	3/03
DESIGNED BY	3/03
CHECKED BY	3/03
ORIGINAL PLAN	
NOTE BOOK	
No.	