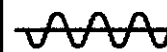


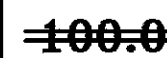
INDEX TO DRAWINGS


<i>SHEET NO.</i>	<i><u>DESCRIPTION</u></i>	<i>SHEET NO.</i>	<i><u>DESCRIPTION</u></i>	<i>SHEET NO.</i>	
----------------------	---------------------------	----------------------	---------------------------	----------------------	--


1	TITLE SHEET	S1.18	HANAWI BRIDGE PIER NO. 6 – CAP ELEVATION	S2.14	WAIAAMA BRIDGE PIER NO. 6 – CAP ELEVATION
1	STANDARD PLANS SUMMARY	S1.19	HANAWI BRIDGE PIER NO. 6 – CAP SECTIONS	S2.15	WAIAAMA BRIDGE PIER NO. 6 – CAP SECTIONS
		S1.20	HANAWI BRIDGE PIER NO. 6 – DETAILS	S2.16	WAIAAMA BRIDGE PIER NO. 6 – DETAILS
		S1.21	HANAWI BRIDGE PIER NO. 6 – CABLE RESTRAINER SECTIONS	S2.17	WAIAAMA BRIDGE PIER NO. 6 – CABLE RESTRAINER SECTIONS
G1.1	INDEX TO DRAWINGS	S1.22	HANAWI BRIDGE PIERS NO. 7 AND NO. 8 CAP PLAN	S2.18	WAIAAMA BRIDGE PIERS NO. 7 AND NO. 8 CAP PLAN
G1.2	INDEX TO DRAWINGS	S1.23	HANAWI BRIDGE PIERS NO. 7 AND NO. 8 CAP ELEVATION	S2.19	WAIAAMA BRIDGE PIERS NO. 7 AND NO. 8 CAP ELEVATION
G1.3	ESTIMATED QUANTITIES	S1.24	HANAWI BRIDGE PIERS NO. 7 AND NO. 8 CAP SECTIONS		WAIAAMA BRIDGE PIERS NO. 7 AND NO. 8 CAP SECTIONS
G1.4	ESTIMATED QUANTITIES	S1.25	HANAWI BRIDGE PIER NO. 7 – DETAILS	S2.20	WAIAAMA BRIDGE PIER NO. 7 – DETAILS
G1.5	GENERAL NOTES	S1.26	HANAWI BRIDGE PIER NO. 8 – DETAILS		WAIAAMA BRIDGE PIER NO. 8 – DETAILS
		S1.27	HANAWI BRIDGE PIERS NO. 7 AND NO. 8 CABLE RESTRAINER SECTIONS		WAIAAMA BRIDGE PIERS NO. 7 AND NO. 8 CABLE RESTRAINER SECTIONS
		S1.28	HANAWI BRIDGE PIER NO. 4 – PLAN AND ELEVATION		WAIAAMA BRIDGE PIER NO. 4 – PLAN AND ELEVATION
C1.1	6" WATERLINE RELOCATION PLAN	S1.29	HANAWI BRIDGE PIER NO. 4 – SECTIONS	S3.1	PEPEEKEO PLANTATION BRIDGE FOUNDATION AND LA
C2.1	TRAFFIC CONTROL PLAN	S1.30	HANAWI BRIDGE PIER NO. 8 – PLAN AND ELEVATION		PEPEEKEO PLANTATION BRIDGE FOUNDATION AND LA
C3.1	GUARDRAIL DETAILS AND NOTES	S1.31	HANAWI BRIDGE PIER NO. 8 – SECTIONS	S3.2	PEPEEKEO PLANTATION BRIDGE PLAN AND SECTION
C3.2	STRONG POST W-BEAM GUARDRAIL	S1.32	HANAWI BRIDGE ABUTMENTS NO. 1 AND NO. 2 STRUCTURE EXCAVATION/BACKFILL PAY LIMITS		PEPEEKEO PLANTATION BRIDGE PLAN AND SECTION
C3.3	STRONG POST W-BEAM GUARDRAIL				PEPEEKEO PLANTATION BRIDGE PLAN AND SECTION
		S1.33	HANAWI BRIDGE PIERS NO. 4 AND NO. 8 STRUCTURE EXCAVATION/BACKFILL PAY LIMITS		PEPEEKEO PLANTATION BRIDGE PLAN AND SECTION
S1.1	HANAWI BRIDGE ELEVATION, DECK FRAMING AND FOUNDATION PLANS	S1.34	HANAWI BRIDGE PIERS NO. 4 AND NO. 8 STRUCTURE EXCAVATION/BACKFILL PAY LIMITS	S4.1	PAHEEHEE MAUKA BRIDGE DECK PLAN AND SECTION
S1.2	HANAWI BRIDGE ABUTMENTS NO.1 AND NO. 2 PLAN			S4.2	PAHEEHEE MAUKA BRIDGE EDGE BEAM PLAN AND SECTION
S1.3	HANAWI BRIDGE ABUTMENTS NO.1 AND NO. 2 ELEVATION			S4.3	PAHEEHEE MAUKA BRIDGE CABLE RESTRAINER SECTIONS
S1.4	HANAWI BRIDGE ABUTMENTS NO.1 AND NO. 2 SECTIONS			S4.4	PAHEEHEE MAUKA BRIDGE CABLE RESTRAINER SECTIONS
S1.5	HANAWI BRIDGE PIER NO.4 – CAP PLAN	S2.1	WAIAAMA BRIDGE DECK FRAMING AND FOUNDATION PLANS AND ELEVATION		WAIAAMA BRIDGE DECK FRAMING AND FOUNDATION PLANS AND ELEVATION
S1.6	HANAWI BRIDGE PIER NO.4 – CAP ELEVATION	S2.2	WAIAAMA BRIDGE ABUTMENT NO. 1 – PLAN		WAIAAMA BRIDGE ABUTMENT NO. 1 – PLAN
S1.7	HANAWI BRIDGE PIER NO.4 – CAP ELEVATION	S2.3	WAIAAMA BRIDGE ABUTMENT NO. 1 – ELEVATION		WAIAAMA BRIDGE ABUTMENT NO. 1 – ELEVATION
S1.8	HANAWI BRIDGE PIER NO.4 – CAP SECTIONS	S2.4	WAIAAMA BRIDGE ABUTMENT NO. 1 – SECTIONS		WAIAAMA BRIDGE ABUTMENT NO. 1 – SECTIONS
S1.9	HANAWI BRIDGE PIER NO.4 – DETAILS	S2.5	WAIAAMA BRIDGE ABUTMENT NO. 2 – PLAN		WAIAAMA BRIDGE ABUTMENT NO. 2 – PLAN
S1.10	HANAWI BRIDGE CABLE RESTRAINER SECTIONS	S2.6	WAIAAMA BRIDGE ABUTMENT NO. 2 – ELEVATION		WAIAAMA BRIDGE ABUTMENT NO. 2 – ELEVATION
S1.11	HANAWI BRIDGE PIER NO.5 – CAP PLAN	S2.7	WAIAAMA BRIDGE ABUTMENT NO. 2 – SECTIONS		WAIAAMA BRIDGE ABUTMENT NO. 2 – SECTIONS
S1.12	HANAWI BRIDGE PIER NO.5 – CAP ELEVATION	S2.8	WAIAAMA BRIDGE PIER NO. 9 – CAP PLAN		WAIAAMA BRIDGE PIER NO. 9 – CAP PLAN
S1.13	HANAWI BRIDGE PIER NO.5 – CAP SECTIONS	S2.9	WAIAAMA BRIDGE PIER NO. 9 – CAP ELEVATION		WAIAAMA BRIDGE PIER NO. 9 – CAP ELEVATION
S1.14	HANAWI BRIDGE PIER NO.5 – CAP DETAILS	S2.9A	WAIAAMA BRIDGE PIER NO. 9 - CAP ELEVATION		WAIAAMA BRIDGE PIER NO. 9 - CAP ELEVATION
S1.15	HANAWI BRIDGE PIER NO.5 – CABLE RESTRAINER SECTIONS	S2.10	WAIAAMA BRIDGE PIER NO. 9 – CAP SECTIONS		WAIAAMA BRIDGE PIER NO. 9 – CAP SECTIONS
S1.16	HANAWI BRIDGE PIER NO. 6 – CAP PLAN	S2.11	WAIAAMA BRIDGE PIER NO. 9 – DETAILS		WAIAAMA BRIDGE PIER NO. 9 – DETAILS
S1.17	HANAWI BRIDGE PIER NO. 6 – CAP ELEVATION	S2.12	WAIAAMA BRIDGE PIER NO. 9 – CABLE RESTRAINER SECTIONS		WAIAAMA BRIDGE PIER NO. 9 – CABLE RESTRAINER SECTIONS
		S2.13	WAIAAMA BRIDGE PIER NO. 10 – CAP PLAN		WAIAAMA BRIDGE PIER NO. 10 – CAP PLAN

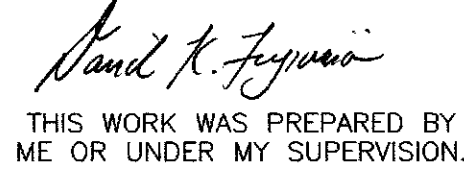
LEGEND FOR AS-BUILT

 Squiggly line for

 Double line for

 Roadway Text for as-built

LEGEND FOR AS-BUILT POSTINGS	
	Squiggly line for as-built deletion
100-00	Double line for as-built deletion
Roadway	Text for as-built posting



"AS-BUILT"	3
------------	---

INDEX TO DRAWINGS

<i>SHEET NO.</i>	<i><u>DESCRIPTION</u></i>	<i>SHEET NO.</i>	<i><u>DESCRIPTION</u></i>	<i>SHEET NO.</i>
----------------------	---------------------------	----------------------	---------------------------	----------------------

S4.5	PAHEEHÉE MAUKA BRIDGE NO. 3 SECTIONS PARTIAL PLAN	S6.1	PAHEEHÉE BRIDGE ANCHORAGE BRACKET FOR TYPE I SINGLE CABLE RESTRAINER		
S4.6	PAHEEHÉE MAUKA BRIDGE NO. 3 SECTIONS ELEVATION AND SECTION	S6.2	HANAWI AND WAIAMA BRIDGES ANCHORAGE BRACKET FOR TYPE II DUAL CABLE RESTRAINER		
S4.7	PAHEEHÉE MAUKA BRIDGE NO. 3 SECTIONS PLANS, ELEVATION AND DETAIL	S6.3	CABLE RESTRAINER DETAILS		
		S6.4	CABLE RESTRAINER DETAILS		
S4.8	PAHEEHÉE MAUKA BRIDGE NO. 3 SECTIONS SECTIONS				
S4.9	PAHEEHÉE MAUKA BRIDGE NO. 3 SECTIONS METAL GUARDRAIL TYPE 3 THRIE BEAM AND APPURTENANCES DETAILS				
S5.1	PAHEEHÉE BRIDGE DECK, FRAMING AND FOUNDATION PLANS				
S5.2	PAHEEHÉE BRIDGE ELEVATION				
S5.3	PAHEEHÉE BRIDGE ABUTMENTS NO.1 AND NO. 2 PLAN				
S5.4	PAHEEHÉE BRIDGE ABUTMENTS NO.1 AND NO. 2 ELEVATION AND SECTIONS				
S5.5	PAHEEHÉE BRIDGE BENT ELEVATIONS				
S5.6	PAHEEHÉE BRIDGE BENT ELEVATION				
S5.7	PAHEEHÉE BRIDGE FOOTING RETROFIT AND REINFORCEMENT				
S5.8	PAHEEHÉE BRIDGE FOOTING RETROFIT AND REINFORCEMENT				
S5.9	PAHEEHÉE BRIDGE SEAT EXTENDER AT GIRDER EXPANSION JOINT – ELEVATIONS AND SECTION				
S5.10	PAHEEHÉE BRIDGE SEAT EXTENDER AT GIRDER EXPANSION JOINT – PLAN SECTIONS				
S5.11	PAHEEHÉE BRIDGE SEAT EXTENDER AND TYPE I CABLE RESTRAINER				
S5.12	PAHEEHÉE BRIDGE PIER NO. 4 – STRUCTURE EXCAVATION/BACKFILL PAY LIMITS				
S5.13	PAHEEHÉE BRIDGE ABUTS. NO.1 AND NO. 2 – STRUCTURE EXCAVATION/BACKFILL PAY LIMITS				

LEGEND FOR AS-BUILD

Squiggly line for excavation/backfill pay limits

Double line for roadway

Roadway Text for as-built

7D09G11.DWG
1 = 1

4