FED. ROAD DIST. NO.	STATE	PROJ. NO.	FISCAL YEAR	SHEET NO.	TOTAL SHEETS
HAWAII	HAW.	19A-01-98	2000	20	22

NOTES:

1. ALL CONDUIT SHALL BE "PVC" SCHED. 80 FOR DIRECT BURIED OR CONCRETE ENCASEMENT, U.O.N.
2. BACKFILL OVER CONCRETE DUCT SECTIONS SHALL BE TYPE "A"
3. BACKFILL OVER DIRECT BURIED CONDUITS SHALL BE TYPE "B"
4. IF THE NORMAL MATERIAL IN THE BOTTOM OF A TRENCH CONTAINING A DIRECT BURIAL CONDUIT IS NOT TYPE "B" AN ADDITIONAL 3" SHALL BE EXCAVATED AND TYPE "B" BACKFILL PROVIDED.
5. SEE SHEET 17 - "BACKFILL NOTES"

BACKFILL TYPES ARE:

TYPE "A": BEACH SAND, EARTH, OR EARTH AND GRAVEL. IF EARTH AND GRAVEL USED, THE MAXIMUM ROCK SIZE SHALL BE 1" AND THE MIXTURE SHALL CONTAIN NOT MORE THAN 50% BY VOLUME OF ROCK PARTICLES.

TYPE "B": BEACH SAND, EARTH, OR EARTH AND GRAVEL. IF EARTH AND GRAVEL USED, MIXTURE MUST PASS A 1/2" MESH SCREEN AND CONTAIN NOT MORE THAN 20% BY VOLUME OF ROCK PARTICLES.

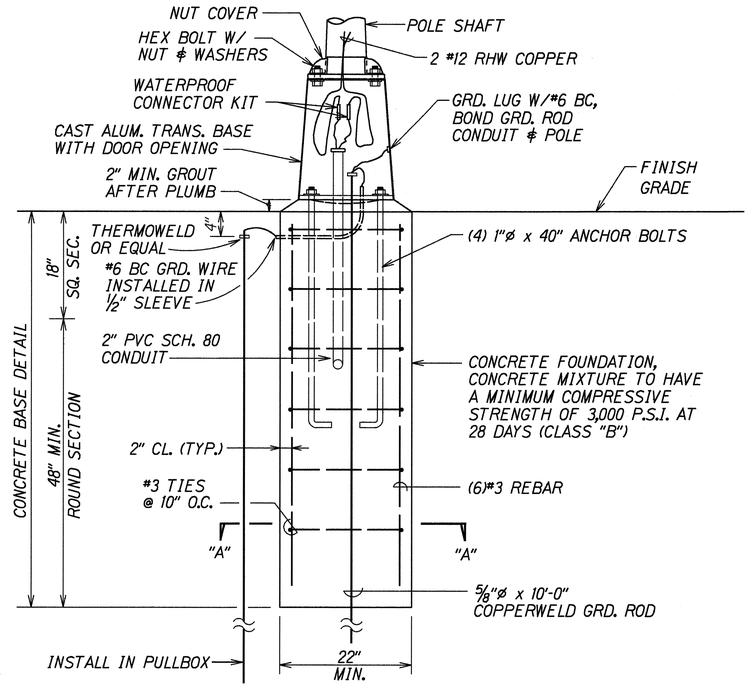

ELEVATION

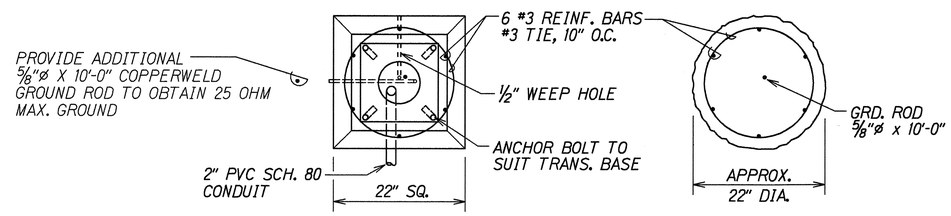

PLAN

SECTION A-A

CONCRETE FOUNDATION AND TRANSFORMER BASE DETAIL

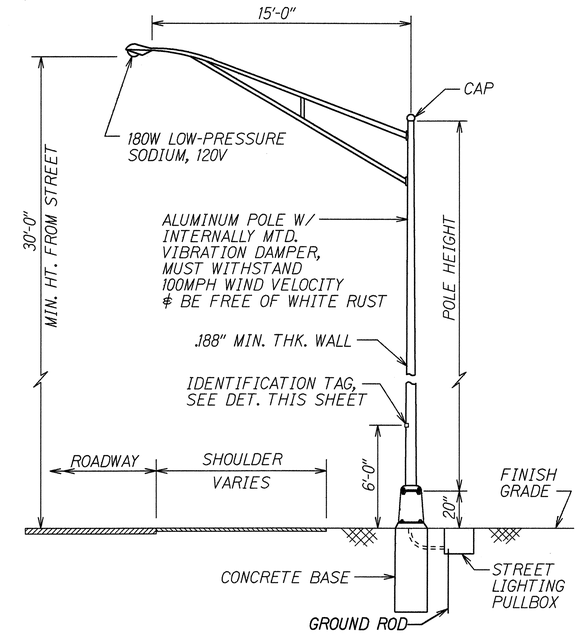

TYPICAL LIGHT STANDARD INSTALLATION WITH TRANSFORMER BASE

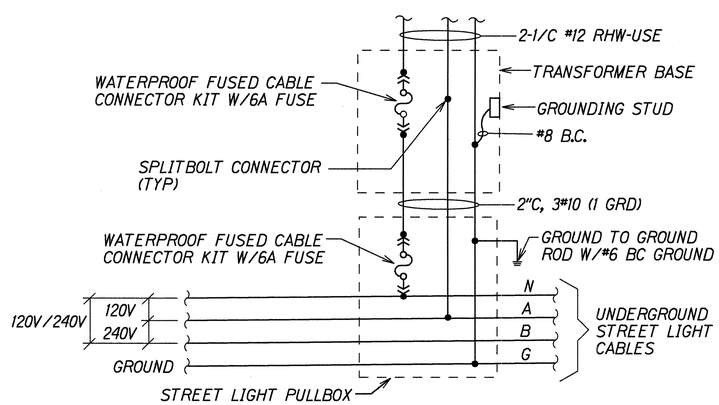

WIRING CONNECTION DIAGRAM FOR STREET LIGHT

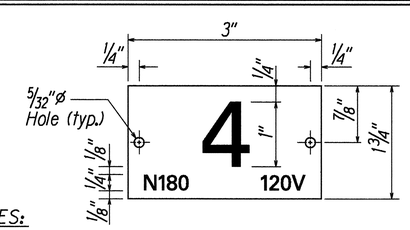

NOTES:

1. USE 2 PLY PLASTIC - BLACK, WHITE
2. NUMBER SIZE SHALL BE 1" HIGH AND ENGRAVED 1/8" WIDE, WHITE IN COLOR (NUMBER AS REQUIRED)
3. NOMENCLATURE SHALL BE 1/4" HIGH AND ENGRAVED 1/32" WIDE, WHITE IN COLOR (WATTAGE AND VOLTAGE AS REQUIRED)
4. ATTACHED TO STEEL POLES WITH NO. 7 CADMIUM PLATED DRIVE SCREWS.
   (a) ATTACHED TO ALUMINUM POLES WITH NO. 7 ALUM. DRIVE SCREWS.
5. USE "N" FOR SODIUM LAMPS.

POLE NUMBER IDENTIFICATION TAG

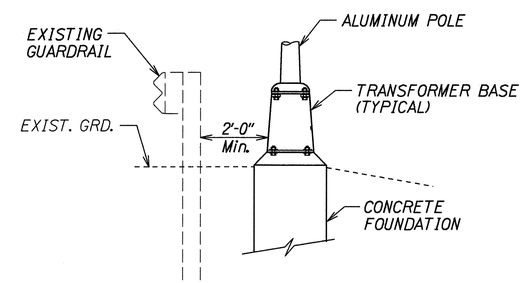

QUEEN KAAHUMANU HWY. ℄ STA. 68+22± Rt.

HIGHWAY LIGHTING DETAIL

ORIGINAL PLAN	SURVEY PLOTTED BY	DATE
	DRAWN BY M. Takafuji	
	TRACED BY	
NOTE BOOK	DESIGNED BY Richard Akana	
	QUANTITIES BY	
	CHECKED BY	

STATE OF HAWAII
DEPARTMENT OF TRANSPORTATION
HIGHWAYS DIVISION

MISCELLANEOUS HIGHWAY LIGHTING DETAILS

QUEEN KAAHUMANU HIGHWAY
Installation of Traffic Signals at Hina-Lani Street
Project No. 19A-01-98

Not to Scale — Date: Feb., 2000

SHEET No. 1 OF 1 SHEETS