

N:\0007-HWY\RT19G\19g-48.dwg    Wed Jun 16 13:12:18 1999    R Asari

ORIGINAL PLAN	No.	SURVEY PLOTTED BY	DATE
			DRAWN BY
			DESIGNED BY
			CHECKED BY
NOTE BOOK	No.	DESIGNED BY	DATE
			DRAWN BY
			DESIGNED BY
			CHECKED BY

SIGN NOTES:

- Letter Size:
  - When letters are all uppercase, use series "E"
  - When initial uppercase letter is used in conjunction with lowercase letters, use series "E" (M) for uppercase letter.
- All signs shall conform to Section 621 of the Special Provisions and the latest editions and amendments of the following FHWA publications:
  - "Manual on Uniform Traffic Control Devices for Streets and Highways" (MUTCD)
  - "Standard Highway Signs"
  - "Standard Alphabets for Highway Signs"
- Borders, messages, arrow symbols and shield shall conform to details as shown on the plans and as specified in the MUTCD.
- Sign messages shall be as indicated on the plan.
- All panels shall be reflectorized in accordance with Section 712.20 of the Standard Specifications. Minimum width of panels shall be 2 ft. Abutting edges of panels shall be in only one direction if vertical abutting edges are used. No horizontal abutting edges shall be allowed and vice versa.
- Contractor shall submit all sign splicing details to the Engineer for approval. All backing for signs 4 feet by 6 feet or less shall be of one sheet.
- Backing for all new Regulatory and Warning Signs shall not be spliced.
- Final locations of all signs shall be approved by the Engineer prior to any installation work.
- Existing signs that are to be replaced, shall not be removed until new signs are installed as replacements, or the messages are no longer necessary.
- Existing signs not shown on these plans shall remain as posted unless otherwise directed by the Engineer. Removal of existing signs and/or posts as designated on these plans to be delivered to the Hilo District Baseyard as directed by the Engineer and shall be incidental to the various signing items.
- Removal of Existing Delineators and Posts shall be considered incidental to the various signing items.
- Removing and reinstalling existing Street Name Signs on Regulatory and Warning Sign Post shall not be paid for separately but shall be considered incidental to the various signing items.
- All Existing Destination, Street Name, and Non-Standard Signs, that are to be Removed and New Sign installed at the same or new location, shall be identical to the existing sign in size and text. The Contractor shall submit Shop Drawings to the Engineer for approval prior to fabricating the sign.
- All Regulatory, Warning and Destination (28 S.F.) signs shall be installed on 12 gauge square tubing posts, unless otherwise noted. All Destination (larger than 28 S.F.) signs shall be installed on breakaway steel posts, unless otherwise noted.
- Mount Sign Posts with RM-3 reflector markers as directed in the field by the Engineer.
- Sign posts shall be painted yellow reflective paint, except where located behind guardrails. Such paint work shall be considered incidental to sign items.
- The Contractor shall erect at the beginning of the project and at the end of the project advance construction warning signs as indicated on the plans or as directed by the Engineer for the duration of the highway project and shall be maintained by the Contractor. These signs shall be placed in addition to the required traffic control signs called for in Section 645-Traffic Control. The advance construction warning signs shall be new and become the property of the State. The Contractor shall remove, clean, and deliver the signs and posts to the Hilo District Baseyard or as directed by the Engineer at the end of the project.
- All RM-3's shall be yellow and all RM-2s shall be white unless otherwise denoted on plans.

- Sign posts shall conform with the current AASHTO Specifications for the Design and Construction of Structural Supports for Highway Signs, Luminaires and Traffic Signals. Contractor shall submit proposed sign post size and wind load calculations to the Engineer for review and acceptance prior to ordering posts.
- Breakaway steel posts may be omitted where signs are installed behind guardrails, except where located closer than three feet to back of guardrail posts or where located in the recovery area behind guardrail end treatments.

FED. ROAD DIST. NO.	STATE	PROJ. NO.	FISCAL YEAR	SHEET NO.	TOTAL SHEETS
HAWAII	HAW.	19G-01-99M	1999	48	55

6/15/99    Added Notes 19 & 20.

Date

Revision



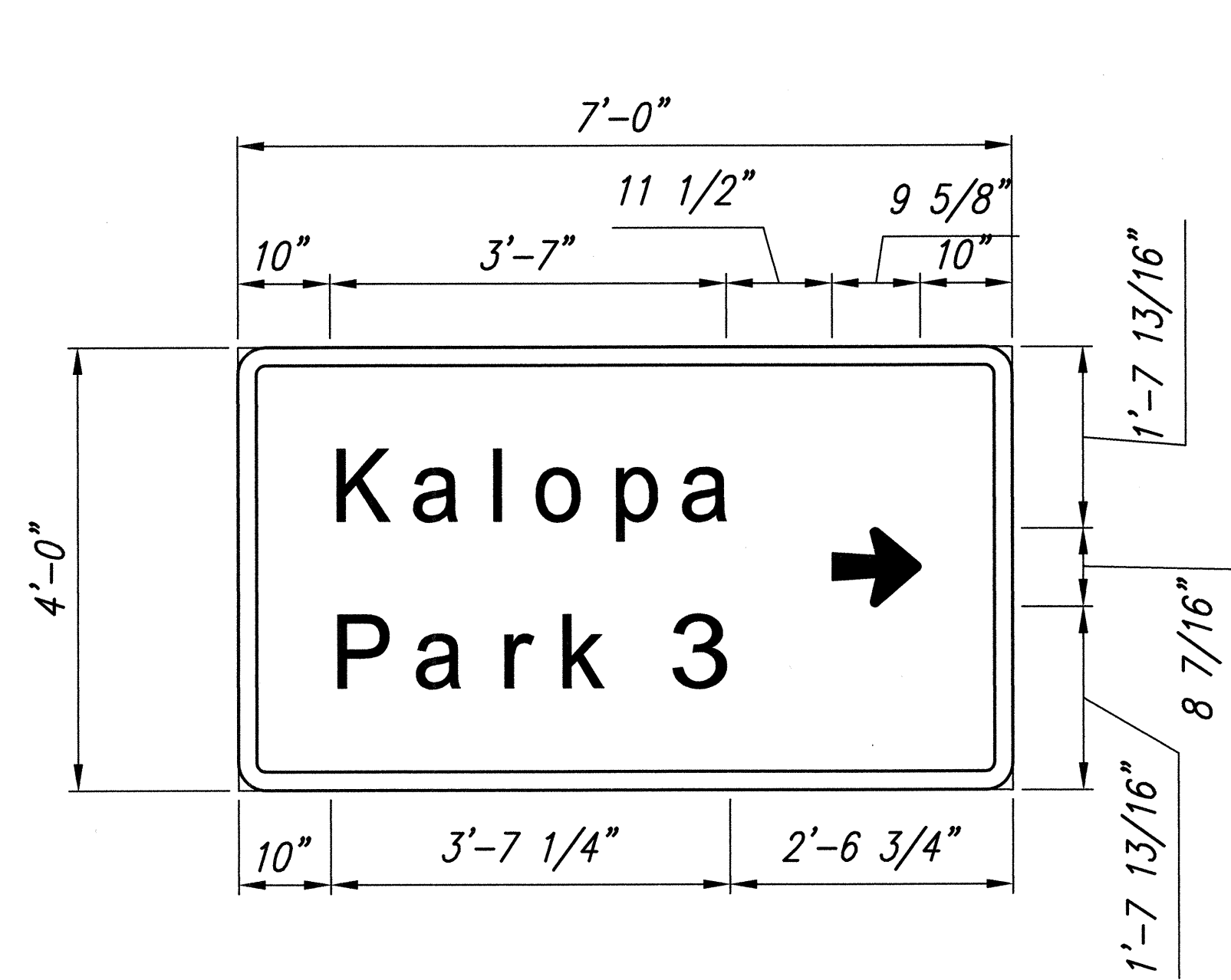
THIS WORK WAS PREPARED BY ME OR UNDER MY SUPERVISION.

Alan Y. Tomita

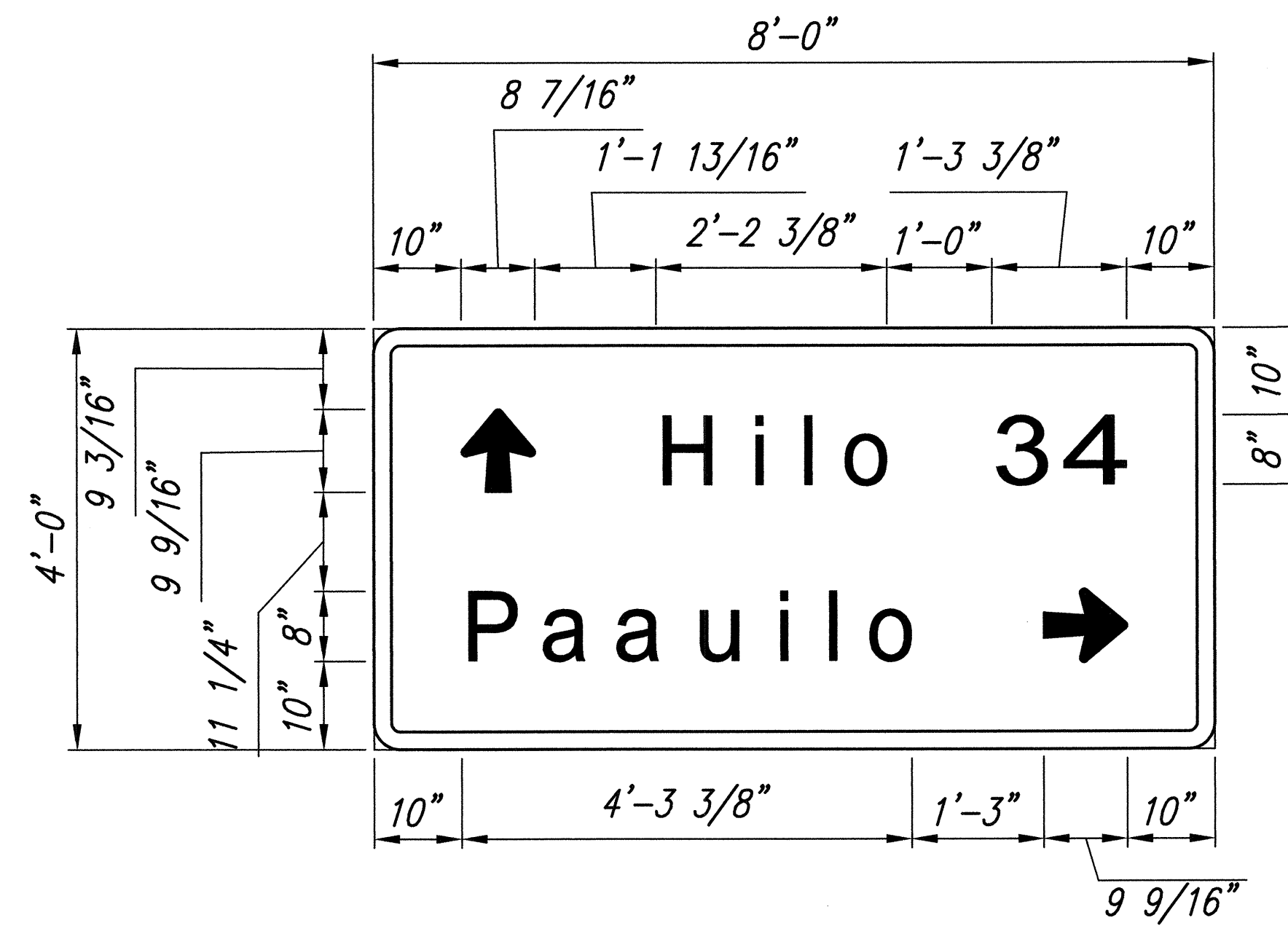
STATE OF HAWAII DEPARTMENT OF TRANSPORTATION HIGHWAYS DIVISION	
<b>SIGN NOTES</b>	
<b>HAWAII BELT ROAD RESURFACING</b> <b>Vicinity of Kahawailiili Bridge to East Paauilo Bridge</b> <b>Project No. 19G-01-99M</b>	
Scale: None	Date: June, 1999
SHEET No. 1 OF 2 SHEETS	

ADD. 48

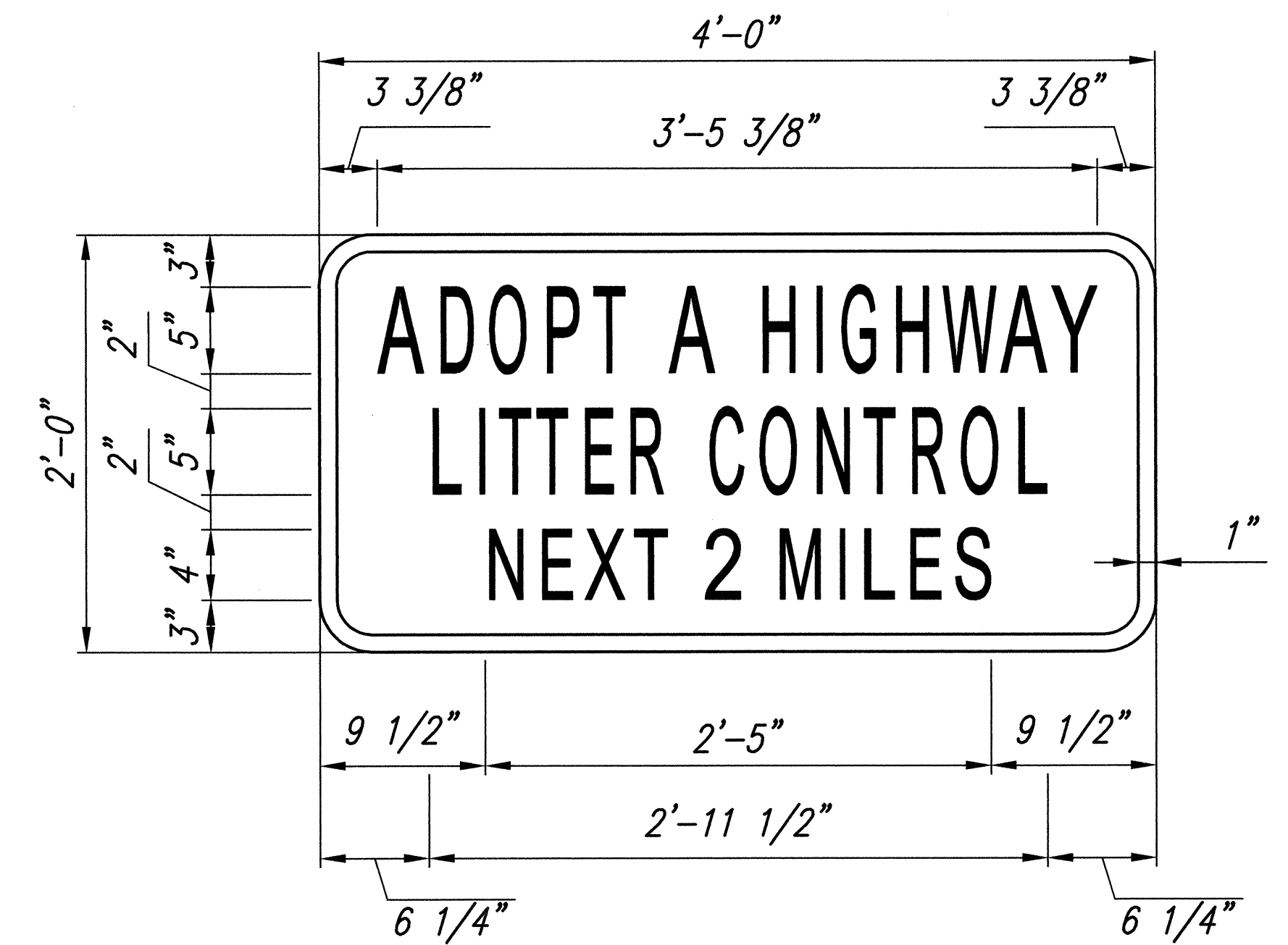
FED. ROAD DIST. NO.	STATE	PROJ. NO.	FISCAL YEAR	SHEET NO.	TOTAL SHEETS
HAWAII	HAW.	19G-01-99M	1999	49	55



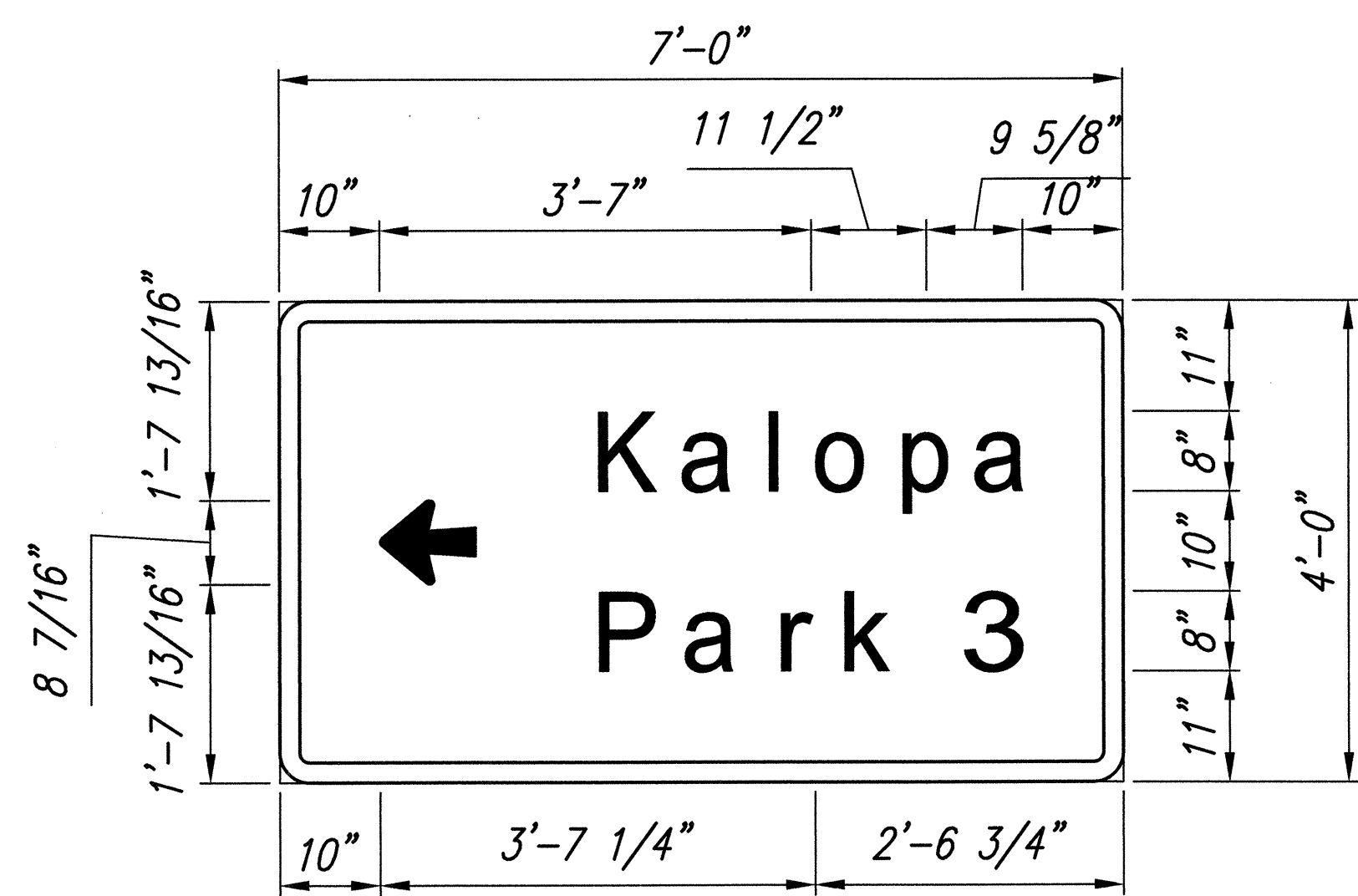
SIGN D1-1



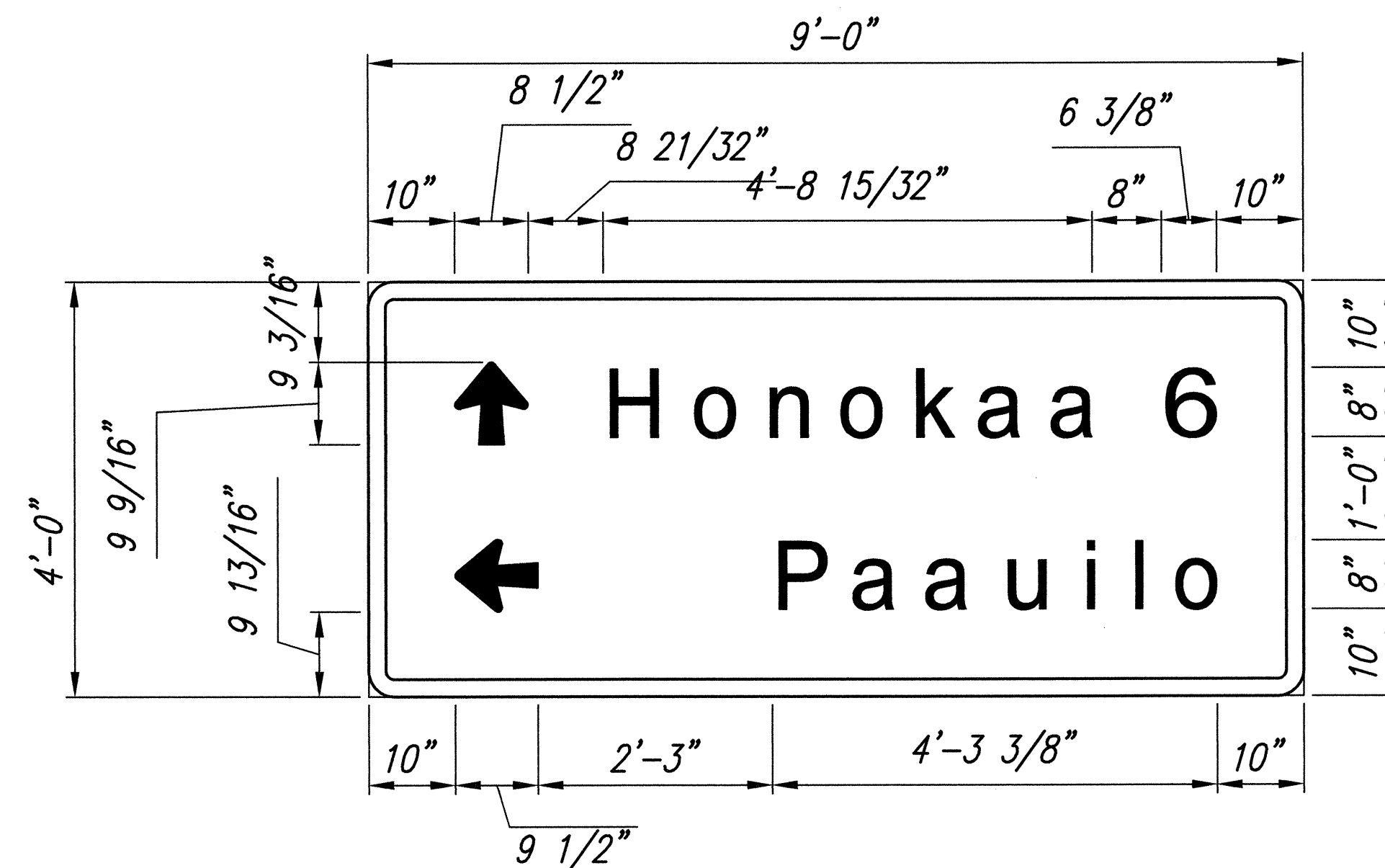
SIGN D1-2a



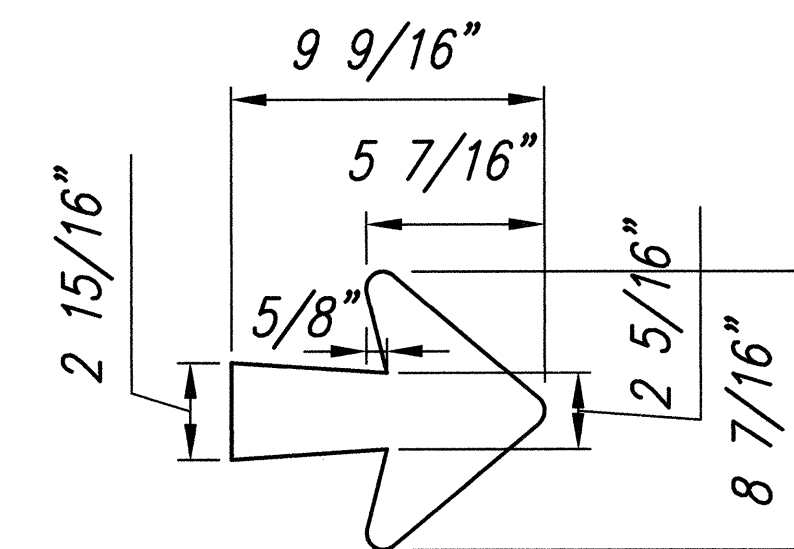
SIGN SN-1



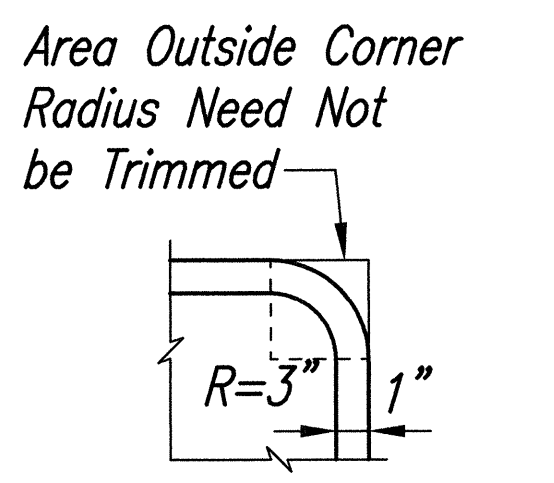
SIGN D1-1




SIGN D1-2a



ARROW DETAIL  
Not to Scale



BORDER DETAIL  
Not to Scale



THIS WORK WAS PREPARED BY ME  
OR UNDER MY SUPERVISION.

Alan Y. Tomita

STATE OF HAWAII  
DEPARTMENT OF TRANSPORTATION  
HIGHWAYS DIVISION  
**SIGN DETAILS**  
**HAWAII BELT ROAD RESURFACING**  
**Vicinity of Kahawailili Bridge to East Paaui Bridge**  
**Project No. 19G-01-99M**  
Scale: Not to Scale Date: May, 1999  
SHEET No. 2 OF 2 SHEETS