

GENERAL NOTES:

- FOR SIZE AND LOCATION OF ALL ELECTRICAL LINES, SEE ELECTRICAL PLANS.
- CLEAR AND GRUB CLEAR ZONE AREA.
- FOR ASPHALT SURFACE TREATMENT AT DRYWELLS SEE DETAIL SHEET C-28.
- A.C. PAVEMENT TO BE COUNTY MIX III FOR COUNTY ROADS.
- THE SELECT BORROW SUBBASE COURSE FOR ALL COUNTY ROADS SHALL BE A MINIMUM OF 6" IN COMPACTED THICKNESS. THE THICKNESS MAY BE INCREASED BY THE ENGINEER SHOULD POOR SUBGRADE BE ENCOUNTERED.

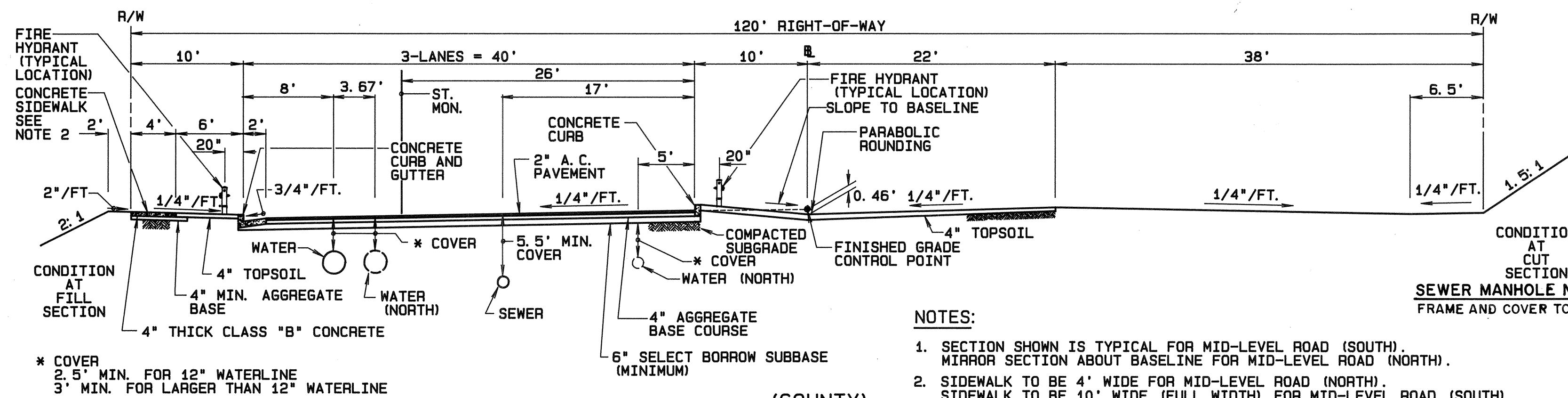
NOTE:

THE PAVEMENT SECTION SHALL BE FIELD VERIFIED BY THE GEOTECHNICAL ENGINEER DURING CONSTRUCTION. IN LOCATIONS WHERE THE EXISTING SUBGRADE IS DETERMINED TO BE ROCK FORMATION OR DENSE CLINKER, THE SUBBASE MAY BE ELIMINATED.

(TYPICAL) ROADWAY SECTION

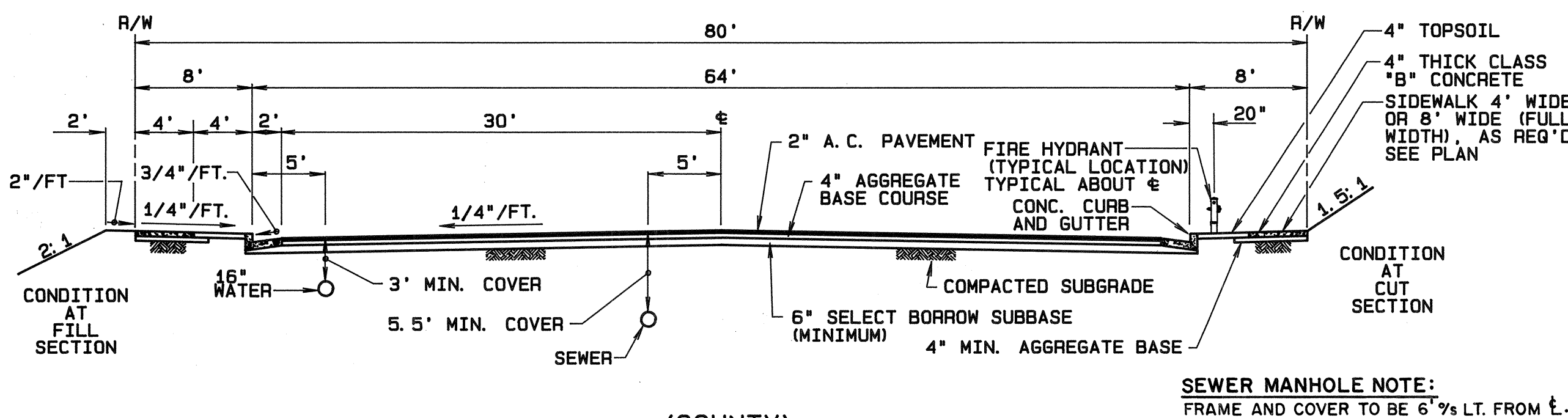
KEALAKEHE PARKWAY
44+63.10 TO 62+62.38

SCALE: 1/8" = 1'-0"



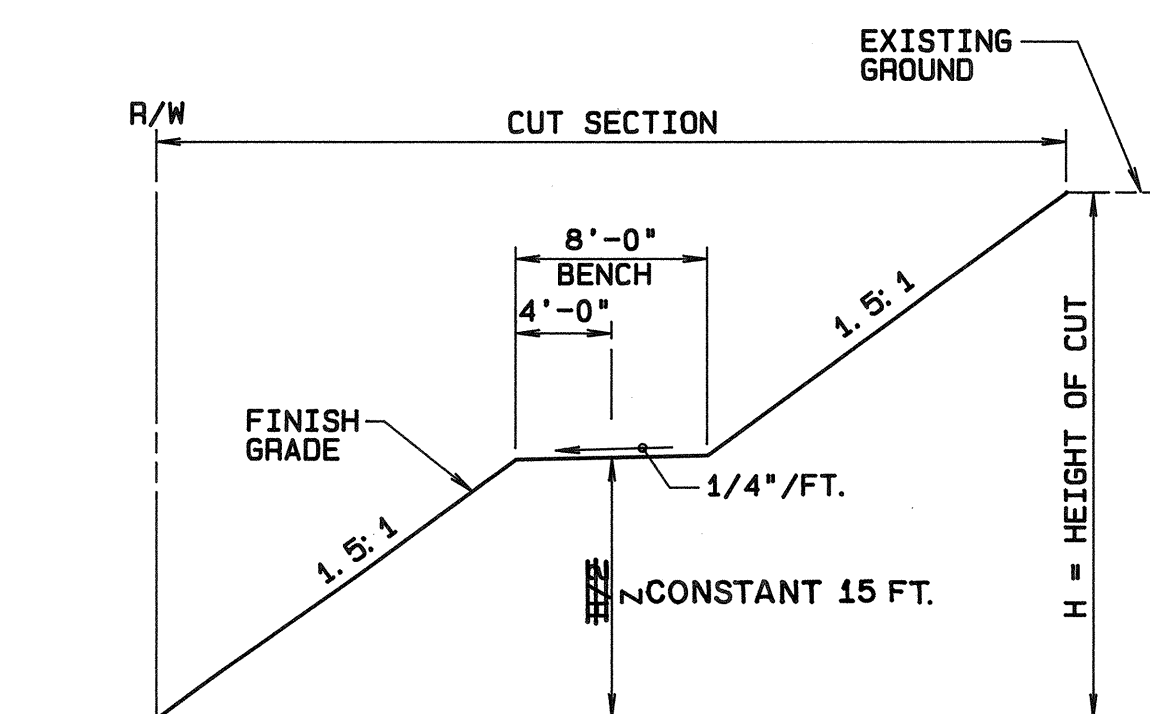
(TYPICAL) SECTION MID-LEVEL ROAD (NORTH AND SOUTH)

SCALE: 1/8" = 1'-0"



(TYPICAL) SECTION ROAD "A"

SCALE: 1/8" = 1'-0"



TYPICAL CUT SECTION

SCALE: 1/8" = 1'-0"

NOTE:

SECTION APPLIES ONLY FOR CUT SECTIONS WHERE 15' < H < 30'. FOR CUT SECTIONS WHERE H ≥ 30', BENCHES TO BE CONSTRUCTED AT 15' VERTICAL INTERVALS. (Z=15')

Rev	Date	Description	Eng	App

DESIGNED BY: AK DATE: NOV 1993
 DRAWN BY: RS RB PROJ. NO.: (BCA) 841.0104
 APPROVED: _____

PROJECT NO. 190A-02-92

BELT COLLINS & ASSOCIATES
 Engineering • Planning • Landscape Architecture
 680 Ala Moana Boulevard Suite 200 Honolulu, Hawaii 96813
 Phone: (808) 521-5361 Telex: BELTH 7430474 Fax: (808) 538-7819

Consultant:

Client:
HOUSING FINANCE AND DEVELOPMENT CORPORATION
 STATE OF HAWAII

VILLAGES OF LA'I'OPUA
 BACKBONE INFRASTRUCTURE PHASE-2A

TYPICAL SECTIONS

DESIGNED BY: AK DATE: NOV 1993
 DRAWN BY: RS RB PROJ. NO.: (BCA) 841.0104
 APPROVED: _____

