

FED. ROAD DIST. NO.	STATE	PROJ. NO.	FISCAL YEAR	SHEET NO.	TOTAL SHEETS
HAWAII	HAW.	19J-01-97M	1997	29	35


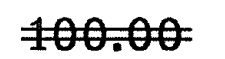
SIGN REPLACEMENT, REMOVAL, AND INSTALLATION SCHEDULE

STATION	LEFT	RIGHT	TYPE	SIGN TO REMAIN	REMOVE	INSTALL (10 SQ. FT. OR LESS)		INSTALL (GREATER THAN 10 SQ. FT.)		DESTINATION SIGN PANEL (S.F.)
						W/POST	WO/POST	W/POST	WO/POST	
SDR 3(4)										
15+23	●		D3-2 (PAUKA'A RD)		1		1			
15+23	●		W2-1B (30"X30")		1	1				
15+23	●		D3-2 (KULANA ST)		1		1			
15+23	●		W13-1(35) (18"X18")		1		1			
18+40		●	D3-1 (KAHOA PL)		1		1			
18+40		●	RI-1-A		1	1				
21+50		●	W2-1B (30"X30")		1	1				
21+50		●	W13-1(35) (18"X18")		1		1			
21+50		●	D3-2 (KAPUNA ST) KUIKAHI ST		1		1			
21+50		●	D3-2 (NANEA ST)		1		1			
26+15		●	D3-1 (NANEA ST)		1		1			
26+15		●	RI-1-A		1	1				
26+40		●	MIRROR	1						
28+70		●	D3-1 D3-2 (KAKAHI ST) KUIKAHI ST		1		1			
28+70		●	RI-1-A		1	1				
33+00	●		W2-1B (30"X30")			1				
33+00	●		D3-2 (KAPUNA ST) KUIKAHI ST				1			
33+00	●		D3-2 (NANEA ST)				1			
34+20		●	W2-2B (L) (30"X30")		1					
36+55	●		W2-1B (30"X30")		1					
37+50		●	W2-1B (30"X30")				1			
37+50		●	D3-2 (LALI ST)					1		
37+50		●	D3-2 (HIKINI ST)					1		
37+92		●	R2-1(45)-a (36"X48")		1					
38+50		●	R2-1(45)-a (36"X48")					1		
39+45	●		R2-1(45)-a (36"X48")		1			1		
41+90		●	D3-1 (LALI ST)		1		1			
41+90		●	RI-1-A		1	1				
44+51		●	D3-1 (HIKINI ST)		1		1			
44+51		●	RI-1-A		1	1				
46+50		●	W2-2 (L) (30"X30")		1					
48+50	●		W2-2B (L) (30"X30")			1				
48+50	●		D3-2 (LALI ST)				1			

STATION	LEFT	RIGHT	TYPE	SIGN TO REMAIN	REMOVE	INSTALL (10 SQ. FT. OR LESS)		INSTALL (GREATER THAN 10 SQ. FT.)		DESTINATION SIGN PANEL (S.F.)
						W/POST	WO/POST	W/POST	WO/POST	
48+50	●		D3-2 (HIKINI ST)				1			
49+80		●	W2-2 (L) (30"X30")			1				
51+78	●		W2-2B (L) (30"X30")		1					
53+78	●		RI-1-A		1	1				
59+00	●		W2-2 (R) (30"X30")			1				
64+28	●		W2-2 (R) (30"X30")		1					
67+26		●	W2-2B (L) (30"X30")		1					
67+26		●	RI-1-A		1					
70+00		●	W2-2B (L) (30"X30")			1				
74+30	●		RI-1-A		1	1				
74+86		●	RI-1-A		1	1				
75+16	●		DI-1 (PU'UEOPAKU)	1						
76+95	●		R2-1(45)-a (36"X48")		1			1		
77+67		●	R2-1(45)-a (36"X48")		1			1		
78+19		●	RI-1-A		1	1				
78+19		●	D3-1 (KAPUE ST)		1		1			
79+00	●		W2-2 (R) (30"X30")			1				
80+84	●		W2-2 (R) (30"X30")		1					
87+74		●	DI-2 (↑ Honoka'a 36) (← Papa'ikou)							36 (C)
92+89		●	W11-2(30"X30" W/24"X18")		1	1				
95+10		●	R8-3a (L) (24"X24" W/24"X18")		1	1				
95+39	●		RI-1-A		1	1				
95+64		●	RI-1-A		1	1				
95+83		●	R8-3a (LR) (24"X24" W/24"X18")		1	1				
96+38		●	R8-3a (R) (24"X24" W/24"X18")		1	1				
98+10		●	F.A.P./SDR 3(9)/SDR 3(4)	1						

(Continued)

NOTE :
See Sheets No. 30 and 31 for
Sign notes and details.

LEGEND FOR AS-BUILT POSTINGS	
	Squiggly line for as-built deletion
	Double line for as-built deletion
Roadway	Text for as-built posting

STATE OF HAWAII
DEPARTMENT OF TRANSPORTATION
HIGHWAYS DIVISION

SIGN SCHEDULE

HAWAII BELT ROAD RESURFACING
PAUKA'A TO PAPA'IKOU
PROJECT NO. 19J-01-97M

Scale: NoneDate: Jan., 1997

SHEET No. 1 OF 3 SHEETS

ORIGINAL PLAN	SURVEY PLOTTED BY	DATE
NOTE BOOK	DRAWN BY	1/97
NOTES	BY	
QUANTITIES	BY	
CHECKED BY		

"AS-BUILT"

DATE: 1/97

SURVEY PLOTTED BY: H. Kanae

TRACED BY: D. Shiro

DESIGNED BY: D. Shiro

CHECKED BY: D. Shiro

ORIGINAL PLAN

NOTE BOOK

NO. 1

SIGN REPLACEMENT, REMOVAL, AND INSTALLATION SCHEDULE										
STATION	LEFT	RIGHT	TYPE	SIGN TO REMAIN	REMOVE	INSTALL (10 SQ. FT. OR LESS)		INSTALL (GREATER THAN 10 SQ. FT.)		DESTINATION SIGN PANEL (S.F.)
						W/POST	WO/POST	W/POST	WO/POST	
99+60	●		W11-2(30"X30" W/24"X18")		1	1				
100+00		●	W2-1 (30"X30")			1				
100+10	●		DI-3 (↑ Hilo 4) (Pāpa'ikou →)							30.0 (D)
101+25		●	W2-1 (30"X30")		1					
104+48		●	RI-1		1	1				
104+51	●		RI-1		1	1				
108+18	●		W2-1 (30"X30")		1					
109+00	●		W2-1 (30"X30")			1				
110+17	●		R7-4 (LR) (12"X18")		1	1				
110+94		●	R2-1 (45)-a (36"X48")		1			1		
110+98	●		R2-1 (45)-a (36"X48")		1			1		
113+44	●		Adopt-A-Hwy/Hilo Jaycees	1						
113+55		●	Adopt-A-Hwy/Big Island Gun Club	1						
115+44	●		R7-4 (LR) (12"X18")		1	1				
122+44		●	SI-1 (36"X36")		1	1				
123+98		●	DI-4 (SCENIC ROUTE →)		1	1				10.5 *(A)
0+06		●	W2-1 (30"X30") W/FLASHER		1		1			
0+28		●	W12-2 (15'-8")X36"X36" W/24"X18")		1	1				
0+30		●	(F.A.P./< SDR3(4)/F-14-B(1) >)	1						
1+65		●	(← Pāpa'ikou) DI-5 (Kalaoa →) (Onomea Bay 1)							56.0 (E)
2+40	●		R8-3 (24"X24")		1	1				
4+24	●		RI-1-A		1	1				
4+51	●		RI-1-A		1	1				
4+51		●	HVB (Onomea Bay) (Hawaii Botanical Garden)	1						
4+67		●	RI10-13 (Left Turn Here) (12"X18")		1	1				
5+26		●	RI-1-A		1	1				
5+60		●	R5-1 (30"X30")		1		1			
5+60		●	RI-1-A		1	1				
PUUEOPAKU ROAD										
-6+60		●	W14-1 (30"X30")		1					
-0+70	●		W14-2 W14-1 (30"X30")			1				

FED. ROAD DIST. NO.	STATE	PROJ. NO.	FISCAL YEAR	SHEET NO.	TOTAL SHEETS
HAWAII	HAW.	19J-01-97M	1997	30	35

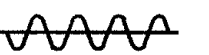
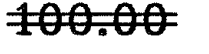
STATION	LEFT	RIGHT	TYPE	SIGN TO REMAIN	REMOVE	INSTALL (10 SQ. FT. OR LESS)		INSTALL (GREATER THAN 10 SQ. FT.)		DESTINATION SIGN PANEL (S.F.)
						W/POST	WO/POST	W/POST	WO/POST	
FA-F14B(1)										
-0+50		●	RI-1-A		1	1				
0+20	●		RI-1-A		1	1				
MAMALAHOA HIGHWAY										
1+48	●		SI-1 (36"X36")		1	1				
2+18		●	R2-1 (25) (24"X30")		1	1				
SCENIC ROAD										
0+79	●		(SCENIC ROUTE) DI-6 → → (4 MILES LONG)							18 **(B)
1+37		●	R2-1 (25) (24"X30")	1						
1+48		●	(SCENIC ROUTE/M6-3) (24"X24"W/21"X15")	1						
			TOTALS	9	66	45	20	6	0	150.50

DESTINATION SIGN PANEL LEGEND :

- (A): 2" Square Tube Post - Two (2) Post Installation
(B): 2½" Square Tube Post - Two (2) Post Installation
(C): S4x7.7 Post - Two (2) Post Installation
(D): S4x7.7 Post - Two (2) Breakaway Post Installation
(E): W6x9.0 Post - Two (2) Post Installation
* 2" Square Tube Post installation shall be considered incidental to Destination Sign Panel
** 2½" Square Tube Post installation shall be considered incidental to Destination Sign Panel

NOTES :

1. Street Name sign D3-1 shall be paid for under Item 621.500 - Regulatory and Warning Sign (10 square feet or less) without Posts.
2. Fabrication and installation of Supplemental Street Name sign D3-2 shall be considered incidental to installation of W2-1 and W2-2 signs, as applicable.
3. Square tube sign posts required for installation of destination signs shall be considered incidental to Item No. 621.0200-Panel for Destination Sign.
4. W1-1 signs shall be installed with its face perpendicular to the roadway centerline

LEGEND FOR AS-BUILT POSTINGS	
	Squiggly line for as-built deletion
	Double line for as-built deletion
Roadway	Text for as-built posting

STATE OF HAWAII
DEPARTMENT OF TRANSPORTATION
HIGHWAYS DIVISION

SIGN SCHEDULE

HAWAII BELT ROAD RESURFACING
PAUKA'A TO PAPA'IKOU
PROJECT NO. 19J-01-97M

Scale: None Date: Jan., 1997

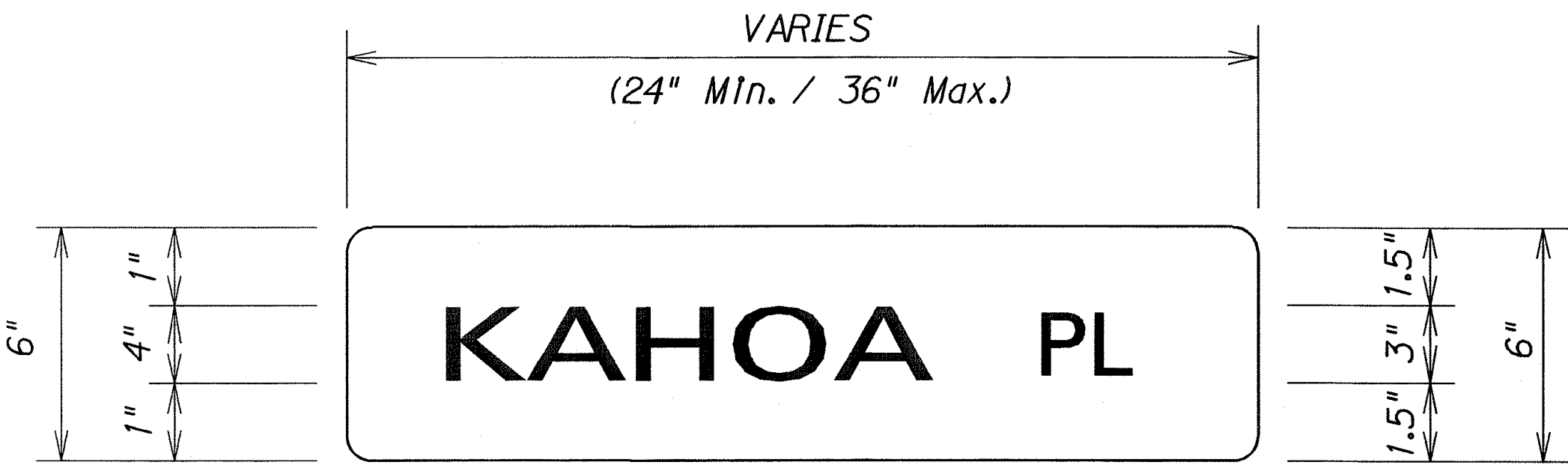
SHEET No. 2 OF 3 SHEETS

FED. ROAD DIST. NO.	STATE	PROJ. NO.	FISCAL YEAR	SHEET NO.	TOTAL SHEETS
HAWAII	HAW.	19J-01-97M	1997	31	35

SIGN NOTES

- Lettering
 - Destination Signs: Capitals, 8" Modified Series "E"; Lowercase, 6" Modified Series "E" .
 - Street Name and Supplemental Street Name Signs: Use Modified Series "E", unless otherwise specified by the Engineer.
- All signs shall conform to Section 621 of the Special Provisions and the latest editions and amendments of the following FHWA publications:
 - "Manual on Uniform Traffic Control Devices for Streets and Highways" (MUTCD)
 - "Standard Highway Signs"
 - "Standard Alphabets for Highway Signs"
- Borders, messages, arrows, symbols and shield shall conform to details as shown on the plans and as specified in the MUTCD.
- Sign messages shall be as indicated on the plan, or as directed by the Engineer.
- All panels shall be reflectorized in accordance with Section 712.20 of the Standard Specifications. Minimum width of panels shall be 2 ft. Abutting edges of panels shall be in only one direction if vertical abutting edges are used, no horizontal abutting edges shall be allowed and vice versa.
- Contractor shall submit all sign splicing details to the Engineer for acceptance. All backing for signs 4 feet by 6 feet or less shall be of one sheet.
- Backing for all new Regulatory and Warning Signs shall not be spliced.
- Final locations of all signs shall be approved by the Engineer prior to any installation work.
- Existing signs that are to be replaced shall not be removed until new signs are installed as replacements, or the messages are no longer necessary.
- Existing signs not shown on these plans shall remain as posted unless otherwise directed by the Engineer. Removal and disposal of existing signs and/or posts as designated on these plans or as directed by the Engineer shall be considered incidental to the various signing items.
- Removal of Existing Delineators and Posts shall be considered incidental to the various signing items.
- All Destination, Street Name, Supplemental Street Name, and Non-Standard signs that are to be replaced shall be identical to the existing sign in size and text, unless otherwise specified.
- All signs shall be installed on square tube posts, unless otherwise noted.
- Sign posts shall be painted with yellow reflective paint, except where located behind guardrails. Such paint work shall be considered incidental to sign items.
- Contractor shall mark the back of all signs using labels and equipment provided by the State. Payment to be incidental to various contract items.

- The Contractor shall submit Shop Drawings to the Engineer for acceptance prior to fabricating Destination, Street Name, Supplemental Street Name, and Non-Standard signs.
- Fabrication and installation of Supplemental Street Name signs shall be considered incidental to installation of W1-2 and W2-2 signs.
- Street Name signs shall be paid for under Item No. 621.5000 - Regulatory and Warning Sign (10 Square Feet or Less) Without Posts.

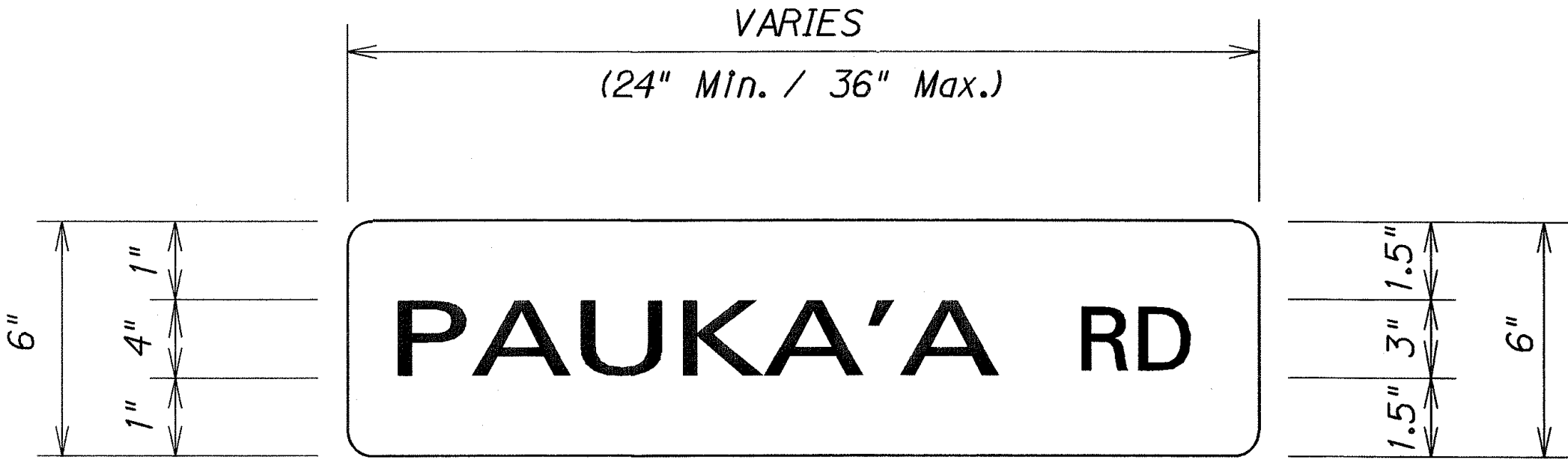


D3-1: STREET NAME SIGNS (4 Total)

LETTERING: WHITE (NON-REFLECTORIZED)

BACKGROUND: GREEN (REFLECTORIZED)

Dimensions Typical for: ~~PAHOA PL~~ KAHOA PL
NANEA ST
LALI ST
HIKINI ST
KUIKAHI ST
KAPUE ST



D3-2: SUPPLEMENTAL STREET NAME SIGNS (7 Total)

LETTERING: BLACK (NON-REFLECTORIZED)

BACKGROUND : YELLOW (REFLECTORIZED)

Dimensions Typical for: PAUKA'A RD
KULANA ST
~~KAPUNA ST~~ KUIKAHI ST (2)
NANEA ST (2)
LALI ST (2)
HIKINI ST (2)
~~KAKAHI ST~~

LEGEND FOR
AS-BUILT POSTINGS

- Squiggly line for as-built deletion
- Double line for as-built deletion
- Roadway Text for as-built posting

STATE OF HAWAII
DEPARTMENT OF TRANSPORTATION
HIGHWAYS DIVISION

SIGN DETAILS AND NOTES

HAWAII BELT ROAD RESURFACING
PAUKA'A TO PAPA'IKOU
PROJECT NO. 19J-01-97M

Scale: None Date: Jan., 1997

SHEET No. 3 OF 3 SHEETS

"AS-BUILT"