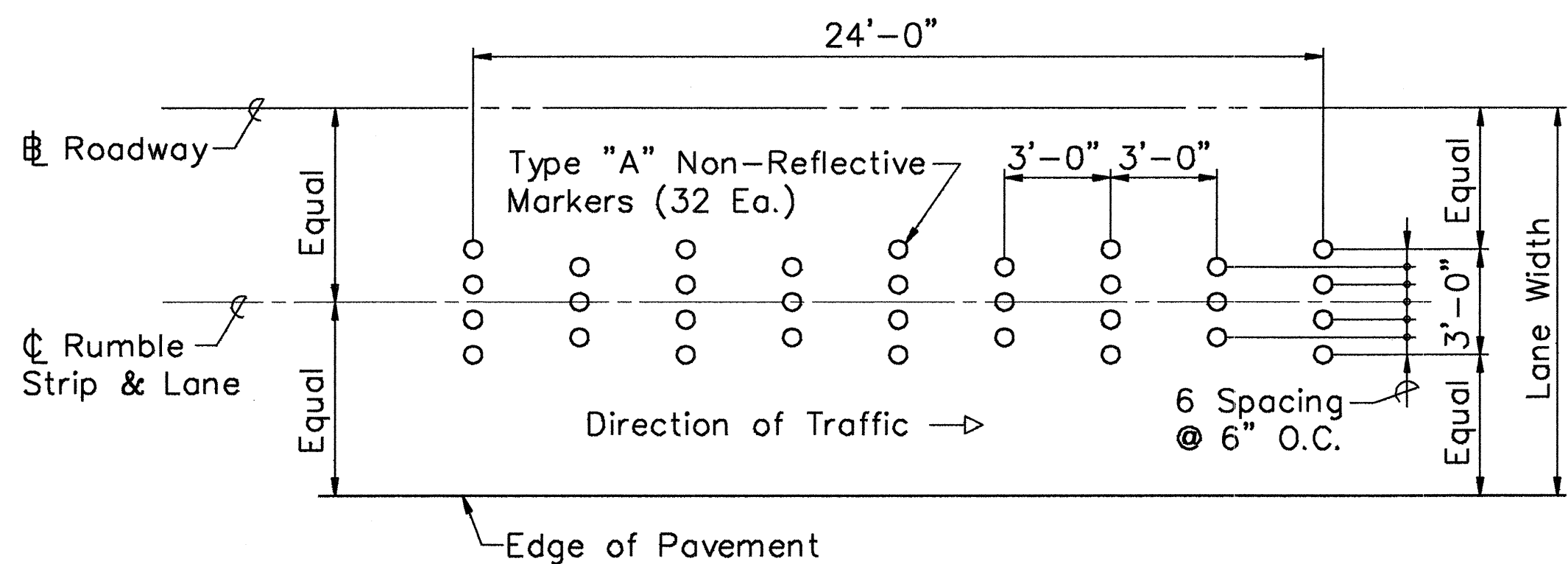
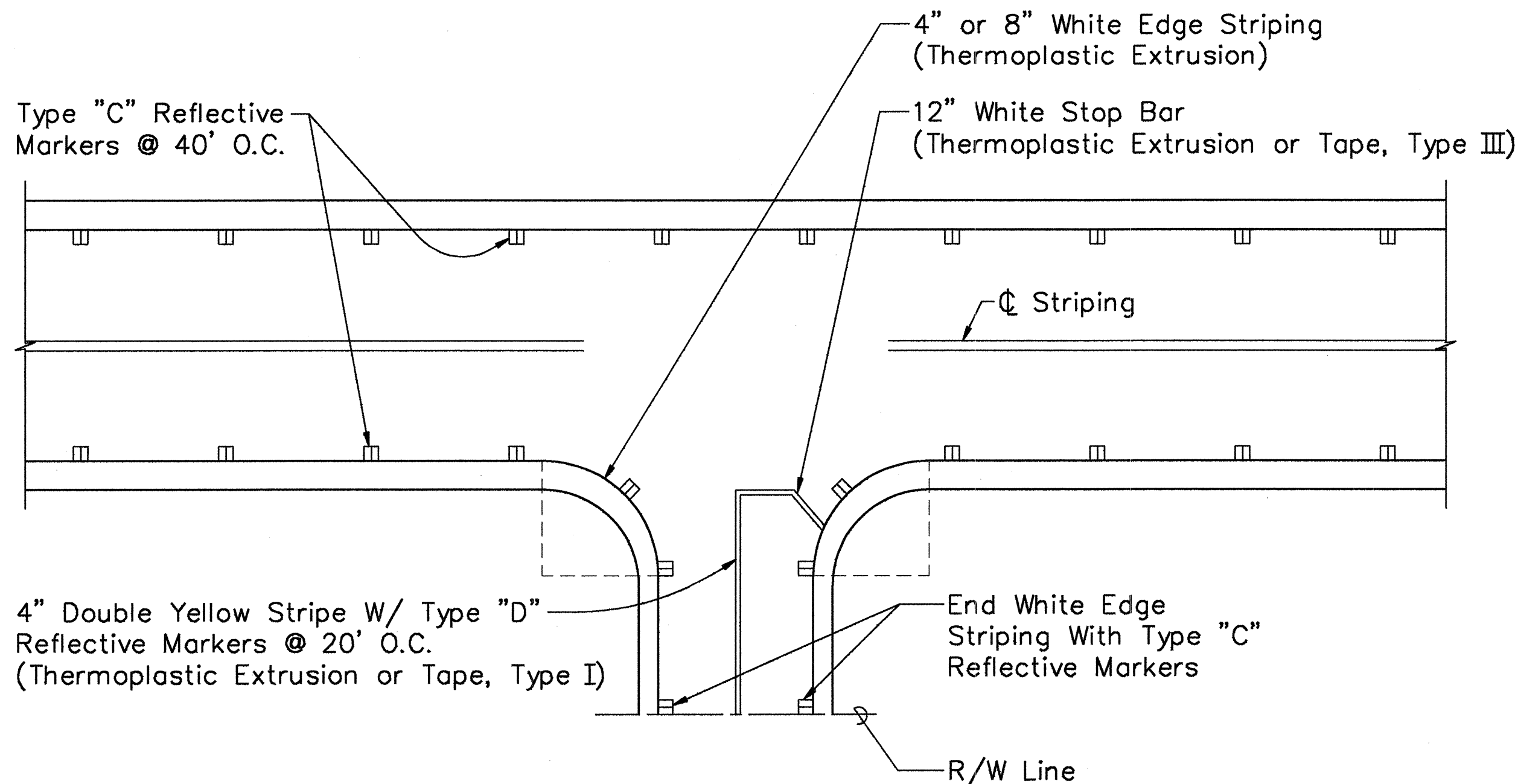


FED. ROAD DIST. NO.	STATE	PROJ. NO.	FISCAL YEAR	SHEET NO.	TOTAL SHEETS
HAWAII	HAW.	19D-01-96M	1996	18	20



RUMBLE STRIP DETAIL

Not to Scale



TYPICAL EDGE OF PAVEMENT MARKING

Not to Scale

LEGEND:


- RM Markers With Steel Post, Type and Color, as Indicated
- RM Markers With Flex Post, Type and Color, as Indicated
- Bi-Directional RM Markers With Steel Posts, Type and Color, as Indicated
- Regulatory and Warning Signs With Posts
- Regulatory and Warning Signs Without Posts
- Destination Signs With Posts
- Bi-Directional Mile Post Markers With Posts
- Type II Object Markers Without Posts
- 4" Double Yellow Stripe (Thermoplastic Extrusion) Reflective Markers @ 20' O.C.
- 4" or 8" White Edge Stripe (Thermoplastic Extrusion) With Type "C" Reflective Markers @ 40' O.C.
- 4 Each Type "J" Non-Reflective Markers and Type "D" Reflective Markers @ 40' O.C.
- No Passing Restriction Marking: 4 Each Type "J" Non-Reflective Markers And Type "D" Reflective Markers @ 20' O.C. With Type "H" Markers Facing No-Passing Direction.
- 4" Yellow Stripe Thermoplastic Extrusion or Tape, Type I
- Transverse Right Shoulder Marking: 4" White Stripe (Thermoplastic Extrusion) With Type "C" Reflective Markers 10' O.C.
- Diagonal 12" White Stripe (Thermoplastic Extrusion) Spaced @ 10' O.C.
- New Rumble Strip (See Detail This Sheet)

Pavement Markings and Striping Notes:

- Layout of pavement markings and striping shall be done by the Contractor and approved by the Engineer prior to any installation work.
- Existing pavement markings not incorporated in the final traffic pattern shall be removed as directed by the Engineer. Costs shall be incidental to the various pavement marking items.
- Final locations of all Stop Bars shall be approved by the Engineer prior to installation.
- All pavement striping shall be as noted on the Legend or plans.
- All preformed pavement marking tapes over existing pavement shall be applied with an approved primer as recommended by the tape manufacturer and as approved by the Engineer. The primer shall be allowed to dry to a tacky stage prior to tape application.
- Contractor shall obtain blue raised pavement markers from County of Hawaii Fire Department and install them adjacent to existing fire hydrants at the direction of the Engineer. The cost of installing these markers shall be incidental to other Contract Items.
- All striping shall conform to the Standard Plans, unless otherwise approved by the Engineer.

Signing Notes:

- Existing signs not shown on these plans shall be removed unless otherwise directed by the Engineer. Removal and disposal of existing signs and/or posts as shown on these plans or as directed by the Engineer, shall be incidental to the various signing items.
- All signs and posts removed are the property of the State. Contractor shall be responsible for stockpiling material at location designated by the Engineer. This work shall be considered incidental to various signing items and no separate payment shall be provided.
- Final locations of all signs shall be approved by the Engineer prior to any installation work.
- All sign posts for regulatory and warning signs shall be galvanized square tube sign post mountings in accordance with TE-03 of the Standard Plans.
- Sign posts shall painted with yellow reflective paint, except where located behind guard rails. Such paint work shall be considered incidental to the various signing pay items.



THIS WORK WAS PREPARED BY
ME OR UNDER MY SUPERVISION

Benjamin S. Tanaka

STATE OF HAWAII DEPARTMENT OF TRANSPORTATION HIGHWAYS DIVISION
PAVEMENT MARKING LEGEND, DETAILS AND NOTES
KAWAIHAE ROAD RESURFACING MP 58.97 TO MP 63.30 PROJECT NO. 19D-01-96M
Date: April 1996
SHEET NO. 1 OF 1 SHEETS