

INDEX TO DRAWINGS	
SHEET NO.	DESCRIPTION
1	TITLE SHEET
2	STANDARD PLANS SUMMARY
3	GENERAL NOTES
4	TYPICAL SECTION AND DETAILS
5	PAV'T RECONSTR. & BRIDGE JOINT DETAILS
6 - 22	ROADWAY PLANS
23	PAVEMENT MARKING LEGEND & NOTES
24	SIGN DETAILS & NOTES
25	GUARDRAIL DETAILS AND NOTES
26 - 27	BRIDGE CONNECTION DETAILS - TYPE 1
28 - 30	MELT END TREATMENT DETAILS
31	PAVEMENT RECONSTRUCTION SCHEDULE
32 - 33	SIGN SCHEDULE
34 - 36	GUARDRAIL SCHEDULE
37	BRIDGE DECK AND MILEPOST/ROUTE MARKER SCHEDULES
38	MANHOLE, VALVE BOXES & C REFERENCE SURVEY MONUMENT SCHEDULES
39	REFLECTOR/OBJECT MARKER & PAVEMENT MARKING SUMMARY
40	CONSTRUCTION SIGN PLAN & SCHEDULE
41	NPDES GENERAL NOTES

STATE OF HAWAII

DEPARTMENT OF TRANSPORTATION

HIGHWAYS DIVISION

HONOLULU, HAWAII

"AS-BUILT"

PLANS FOR

HAWAII BELT ROAD RESURFACING

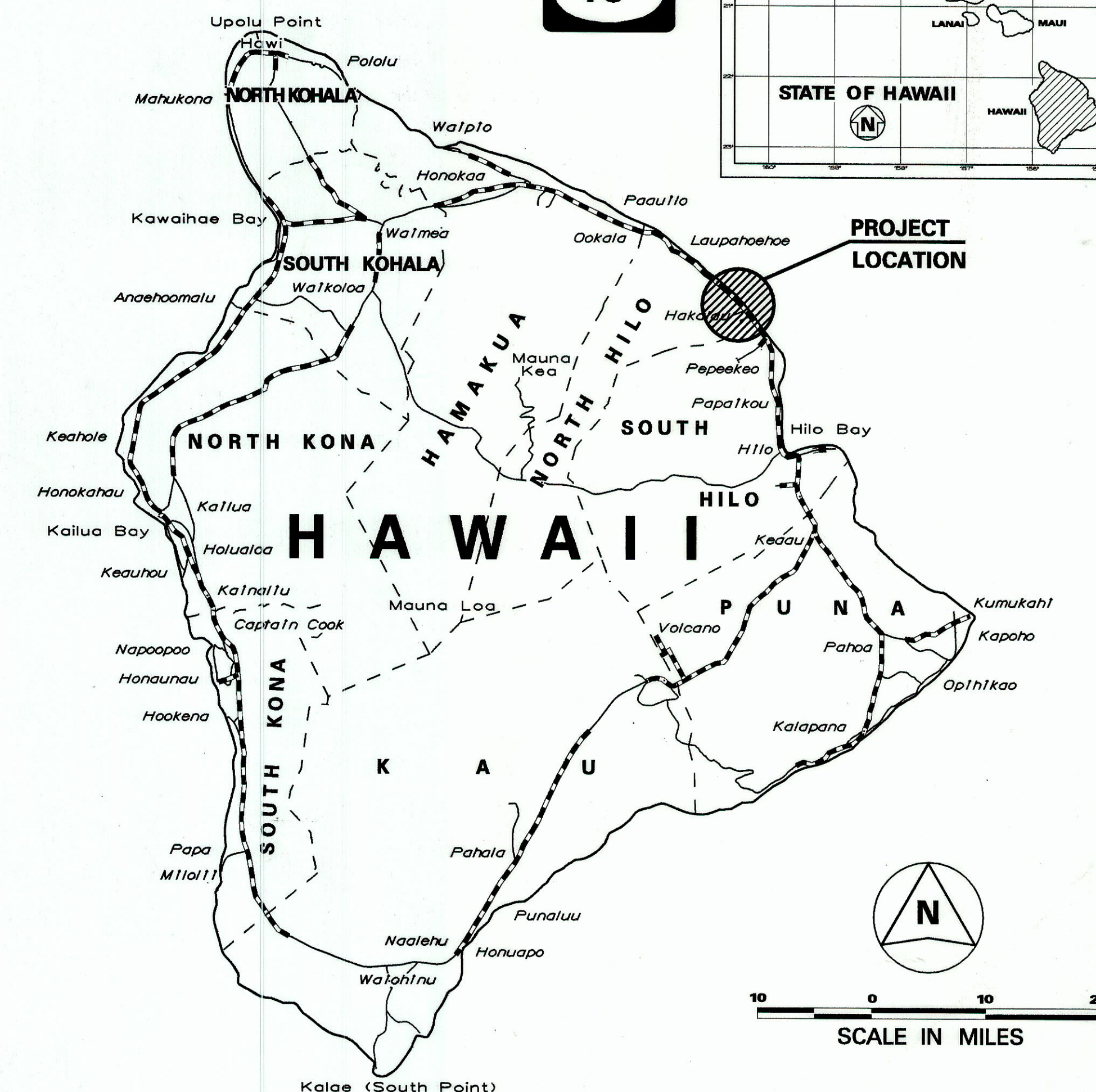
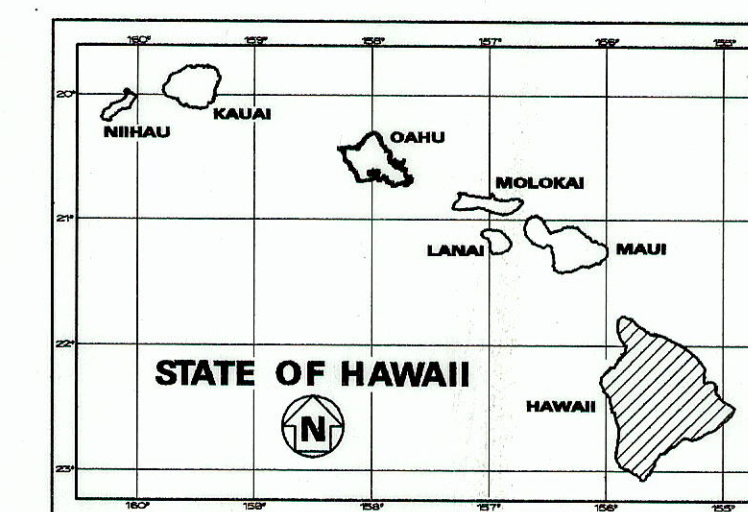
AHOLE BRIDGE TO KOLEKOLE BRIDGE

F. A. PROJECT NO. STP-019-2(36)

DISTRICTS OF NORTH AND SOUTH HILO

ISLAND OF HAWAII

FED. ROAD DIST. NO.	STATE	FED. AID PROJ. NO.	FISCAL YEAR	SHEET NO.	TOTAL SHEETS
HAWAII	HAW.	STP-019-2(36)	1995	1	41



HAWAII DISTRICT DESIGNED BY

J. FUJIMOTO

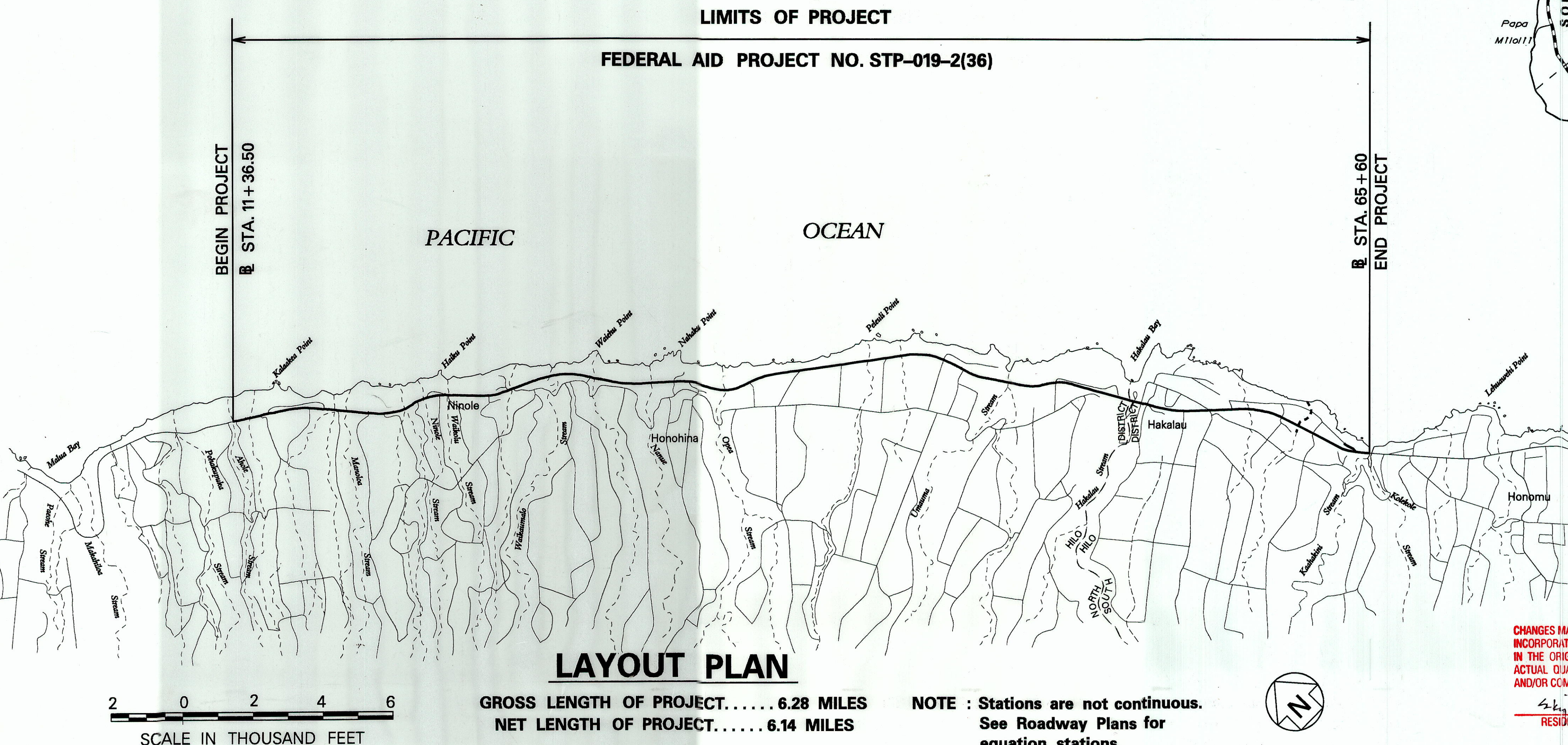
P. S. & E. BY

APRIL, 1995

DATE

587-2249

PHONE



CHANGES MADE DURING CONSTRUCTION HAVE BEEN INCORPORATED ON THESE PLANS EXCEPT CHANGES IN THE ORIGINAL THEORETICAL QUANTITIES. FOR ACTUAL QUANTITIES, REFER TO PROJECT LEDGER AND/OR COMPUTATION BOOK.

RESIDENT ENGINEER DATE

DESIGN DESIGNATION	
ADT (1995).....	7,300
ADT (2005).....	9,300
DHVV .....	780
D .....	55/45
T .....	8.1 %
V .....	60 M.P.H.

DEPARTMENT OF TRANSPORTATION STATE OF HAWAII	
APPROVED:	
DIR. OF TRANSPORTATION	DATE