

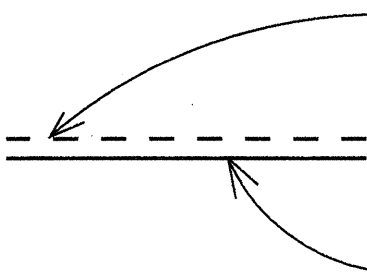







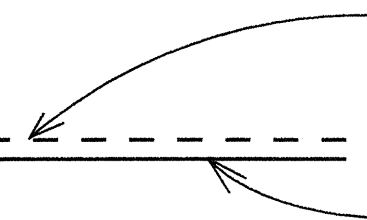







FED. ROAD DIST. NO.	STATE	FED. AID PROJ. NO.	FISCAL YEAR	SHEET NO.	TOTAL SHEETS
HAWAII	HAW.	STP-019-2(35)	1995	27	39

LEGEND

	4 each Type A Raised Pavement Markers Type C Raised Pavement Markers @ 40' - 0" o.c.
	4 each Type J Raised Pavement Markers Type D Raised Pavement Markers @ 40' - 0" o.c.
	4 Each Type J Raised Pavement Markers Type D Raised Pavement Markers @ 40' - 0" o.c. Type H Raised Pavement Markers (Reflective Surface facing no-passing direction) 4" Single Solid Yellow Stripe (Tape Type I or Thermoplastic Extrusion)
	4" Double Solid Yellow Centerline Stripes with Type D Raised Pavement Markers @ 20' - 0" o.c. (Tape Type I or Thermoplastic Extrusion)
	4" Double Solid Yellow Transverse Median Stripes with Type H Raised Pavement Markers @ 20' - 0" o.c. (Tape, Type I or Thermoplastic Extrusion)
	4" Double Yellow Guide Lines for Transverse Median @ Private Driveways with Type H Raised Pavement Markers @ 20' - 0" o.c. (Tape, Type III or Thermoplastic Extrusion)
	4" or 8" White Edge Stripe with Type C Raised Pavement Markers @ 40' - 0" o.c. (Tape Type II or Thermoplastic Extrusion)
	8" White Channelizing Stripe with Type C Raised Pavement Markers @ 20' - 0' o.c. (Tape, Type I or Thermoplastic Extrusion)
	Transverse Median Diagonal Marking 12" Wide @ 20' - 0" o.c. (Tape, Type II or Thermoplastic Extrusion)
	Channelizing Island or Deceleration Lane Gore (Tape Type II or Thermoplastic Extrusion)
	4 Each Type A Raised Pavement Markers 10' wide (See Std. Plan TE-31) Type C Raised Pavement Markers @ 20' - 0" o.c. 4" Single Solid White Stripe (Tape Type I or Thermoplastic Extrusion)
	4" Guide Lines, 2' Stripe with 4' - 0" space (Tape, Type III or Thermoplastic Extrusion)
	4" Edge Line Extension, 2' Stripe at 10' - 0" o.c. (Tape, Type III or Thermoplastic Extrusion) with Type C Markers at 40' - 0" o.c.
	Pavement Arrow (Tape, Type III or Thermoplastic Extrusion)
	Pavement Word (Tape, Type III or Thermoplastic Extrusion)
	Crosswalk (Tape, Type III or Thermoplastic Extrusion)

NOTES

- Layout of pavement markings and striping shall be done by the Contractor and approved by the Engineer prior to any installation work.
- Existing pavement markings not incorporated in the final traffic pattern shall be removed as directed by the Engineer. Costs shall be incidental to the various pavement marking items.
- Raised pavement markers shall not be installed within crosswalks.
- Final locations of all Stop Lines shall be approved by the Engineer prior to installation.
- All pavement striping shall be as noted on the Legend or plans.
- All preformed pavement marking tapes over existing pavement shall be applied with an approved primer as recommended by the tape manufacturer and as approved by the Engineer. The primer shall be allowed to dry to the tacky stage prior to tape application.
- Contractor shall obtain blue raised pavement markers from County of Hawaii Fire Department and install them at the direction of the Engineer. The cost of installing the markers shall be incidental to other Contract items.

SURVEY PLOTTED BY	DATE
DESIGNED BY	
NOTED BY	
QUANTITIES BY	
CHECKED BY	

STATE OF HAWAII DEPARTMENT OF TRANSPORTATION HIGHWAYS DIVISION
PAVEMENT MARKING LEGEND AND NOTES
HAWAII BELT ROAD RESURFACING PAPA'IKOU TO PEPEEKEO F.A. PROJECT NO. STP-019-2(35)
Scale: As Shown Date: April, 1995
SHEET No. 1 OF 2 SHEETS