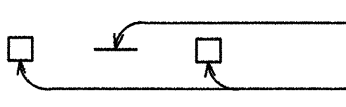
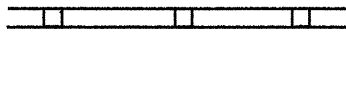



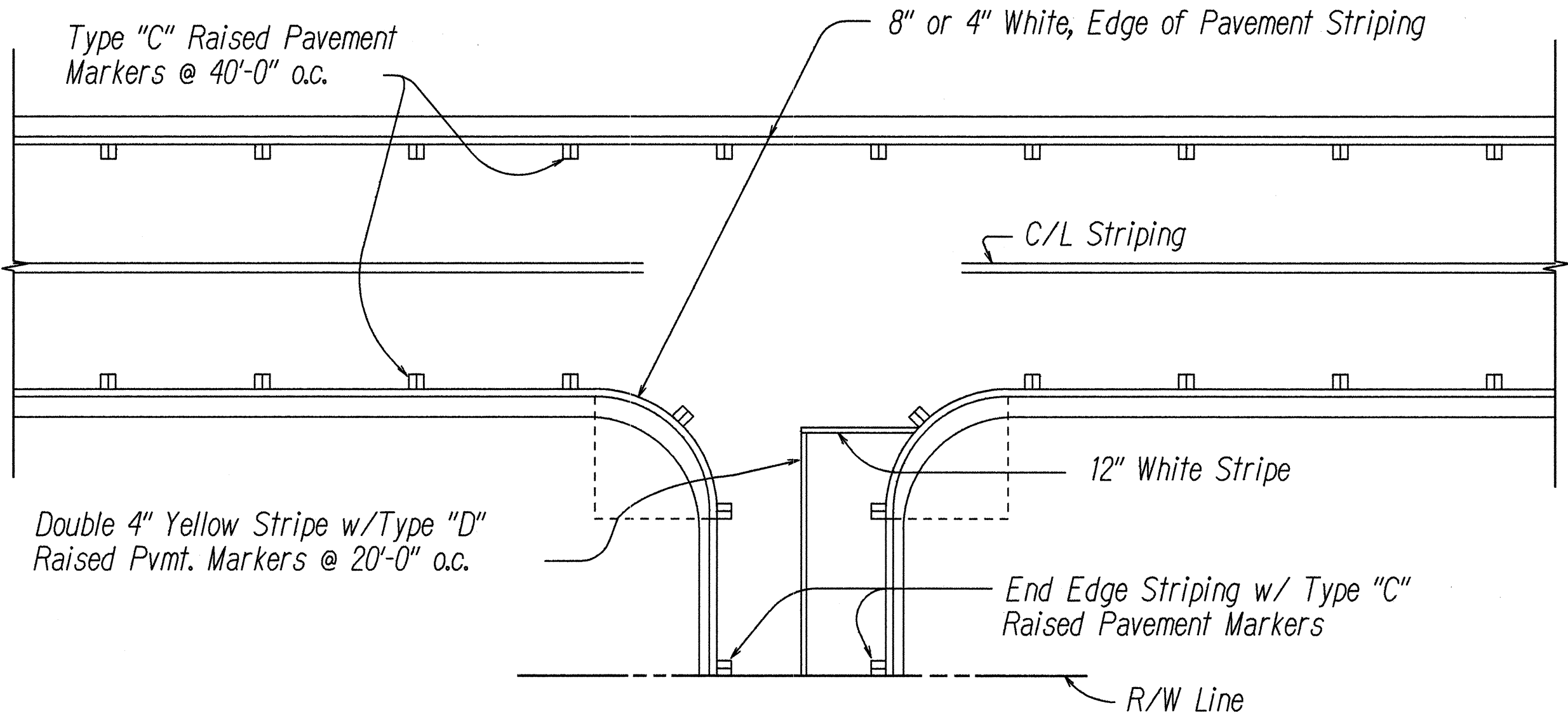
FED. ROAD DIST. NO.	STATE	PROJ. NO.	FISCAL YEAR	SHEET NO.	TOTAL SHEETS
HAWAII	HAW.	19HJ-02-95M	1995	9	10

LEGEND

-  4 each Type J Raised Pavement Markers  
Type D Raised Pavement Markers @ 40'- 0" o.c.
-  4" Double Solid Yellow with Type D  
Raised Pavement Markers @ 20'- 0" o.c.  
(Tape, Type I or Thermoplastic Extrusion)
-  4" or 8" White Edge Stripe with Type C Raised  
Pavement Markers @ 40'-0" o.c.  
(Tape, Type II or Thermoplastic Extrusion)

NOTES

1. Layout of pavement markings and striping shall be done by the Contractor and approved by the Engineer prior to any installation work.
2. Existing pavement markings not incorporated in the final traffic pattern shall be removed as directed by the Engineer. Costs shall be incidental to the various pavement marking items.
3. Existing signs not shown on these plans shall remain as posted unless otherwise directed by the Engineer.
4. All pavement striping shall be as noted on the Legend or plans.
5. All preformed pavement marking tapes over existing pavement shall be applied with an approved primer as recommended by the tape manufacturer and as approved by the Engineer. The primer shall be allowed to dry to the tacky stage prior to tape application.



TYPICAL EDGE OF PAVEMENT MARKING  
Not to Scale

PAVEMENT MARKING SUMMARY	
DESCRIPTION	QUANTITY
<u>STRIPING</u>	
DOUBLE 4-INCH PAVEMENT STRIPE (YELLOW) ..... (Tape, Type I or Thermoplastic Extrusion)	1,580 L.F.
8-INCH PAVEMENT STRIPE (WHITE) ..... (Tape, Type II or Thermoplastic Extrusion)	3,160 L.F.
<u>MARKERS</u>	
TYPE	
C .....	90 EACH
D .....	90 EACH

ORIGINAL PLAN	DATE
DESIGNED BY	14-24-95
CHECKED BY	
NOTED BY	
FILED BY	

STATE OF HAWAII  
DEPARTMENT OF TRANSPORTATION  
HIGHWAYS DIVISION

**PAVEMENT MARKING  
LEGEND, DETAILS & NOTES**

BRIDGE REPAIRS AT VARIOUS  
LOCATIONS ON HAWAII  
Project No. 19HJ-02-95M

Scale: As Shown Date: April, 1995

SHEET No. 1 OF 1 SHEETS