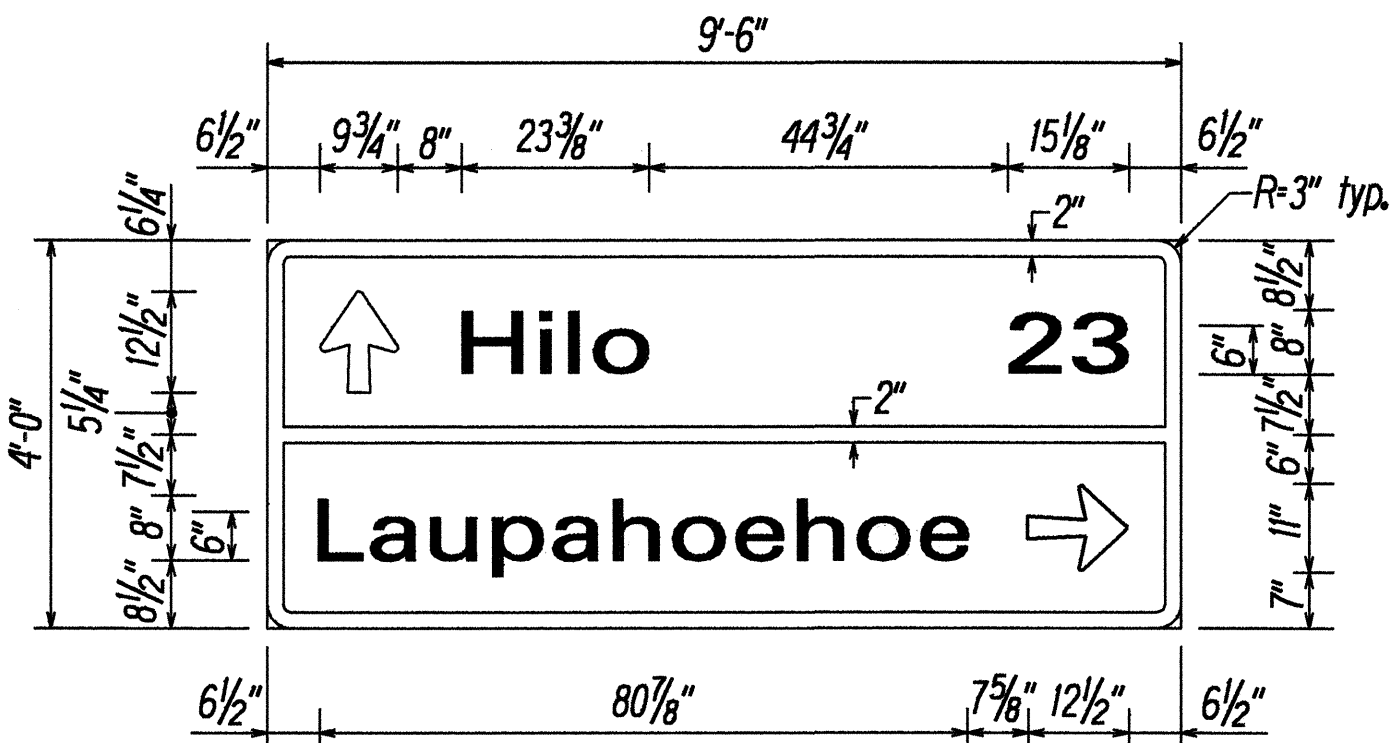


FED. ROAD DIST. NO.	STATE	PROJ. NO.	FISCAL YEAR	SHEET NO.	TOTAL SHEETS
HAWAII	HAW.	STP-019-2(33)	1994	16	25

DESTINATION (D) SIGN NOTES

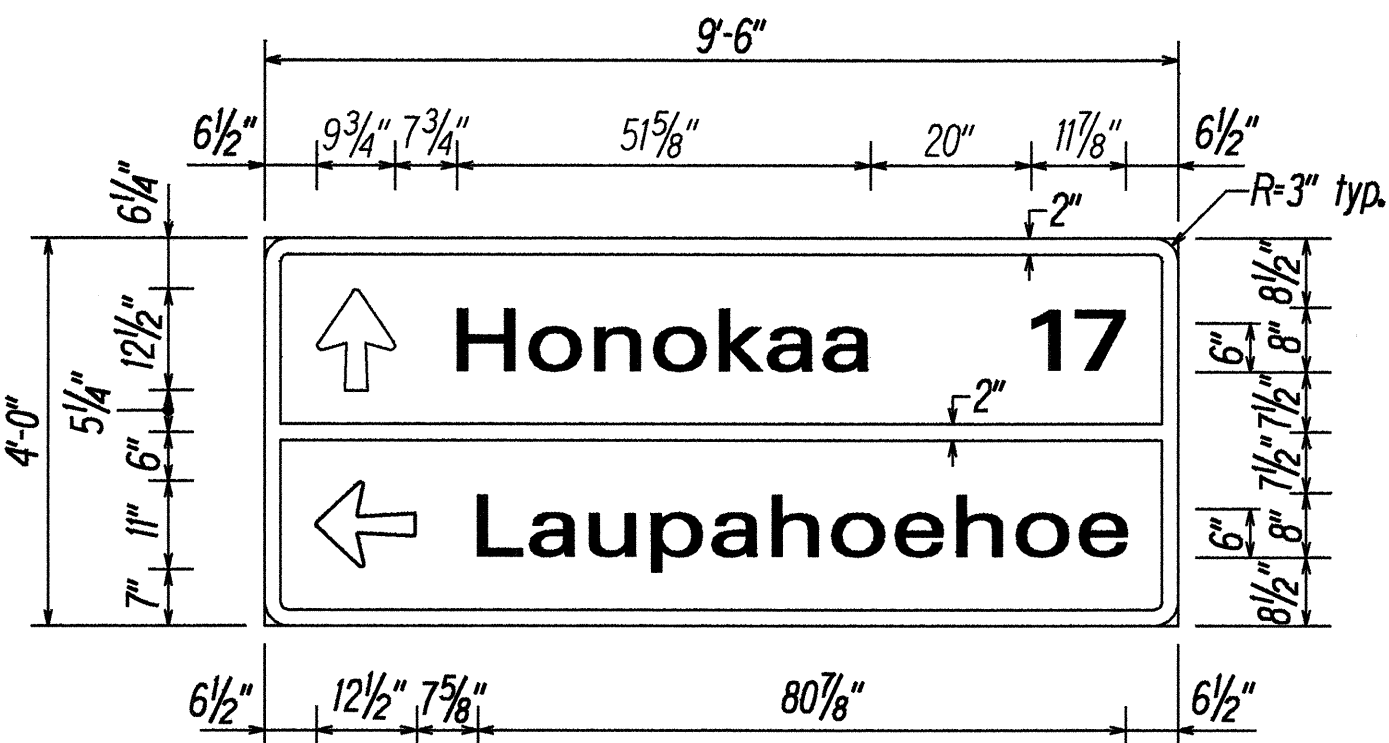
- Background for non-illuminated ("D" designation) sign panels shall be reflectorized with Type III or IV retroreflective sheeting (High Intensity or High Performance Grade).
- The message, arrows and borders of destination sign panels shall be reflectorized with porcelain enameled aluminum cut-outs with acrylic plastic reflex reflectors or Type III or IV retroreflective sheeting (High Intensity or High Performance Grade).
- Letter Size:
 - When letters are all uppercase, use series "E"
 - When initial uppercase letter is used in conjunction with lowercase letters, use series "E"(M) for uppercase
- Contractor shall submit all sign splicing details to the Engineer for approval. All backing for signs 4 feet by 6 feet or less shall be of one sheet.
- New sign panels shall be laminated or extruded aluminum.
- Destination sign posts shall be as noted on the plans, or schedules.
- Removal and disposal of existing sign panels, posts with foundation, and supports will not be paid for separately, but shall be considered incidental to the various signing items.



D-1

Scale: 1/2" = 1'-0"

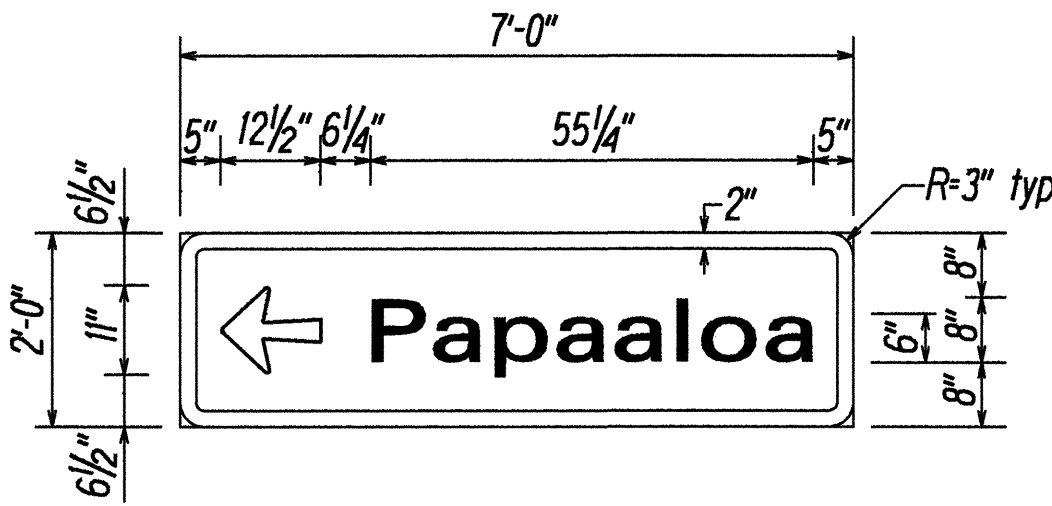
Install using: S4x7.7 Breakaway Posts



D-2

Scale: 1/2" = 1'-0"

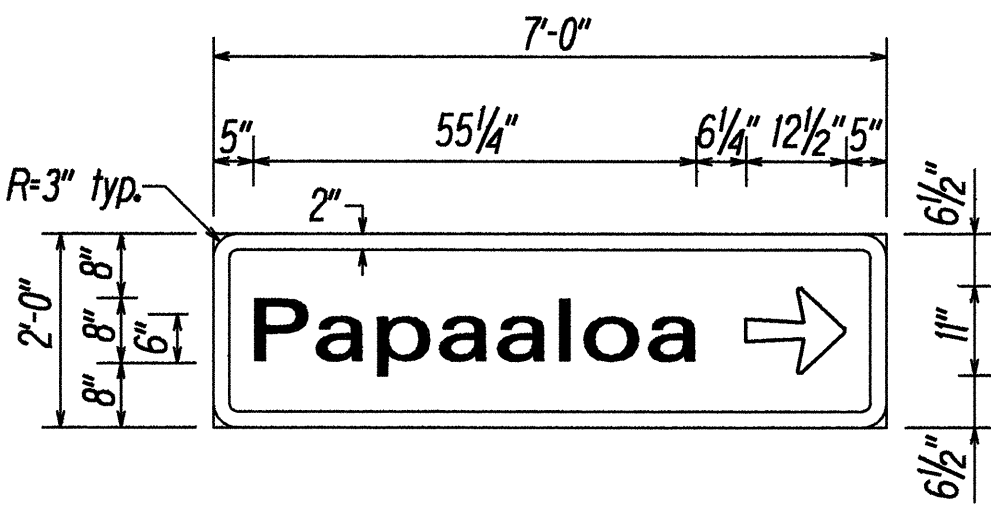
Install using: W6x12 Galvanized Steel Posts



D-3

Scale: 1/2" = 1'-0"

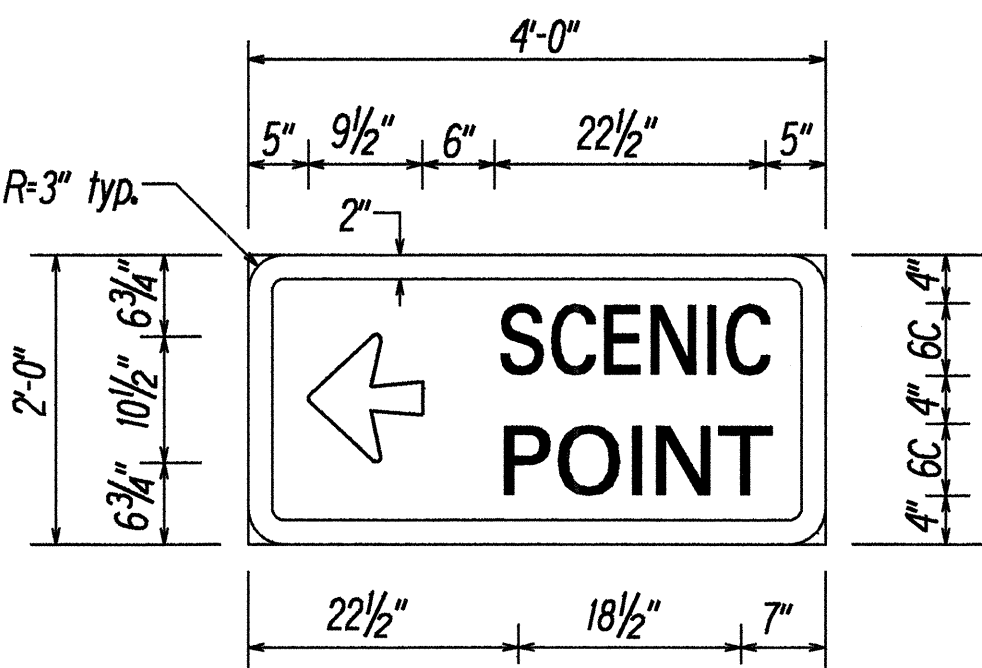
Install using: 2.5" Square Tube
3-Post Installation



D-4

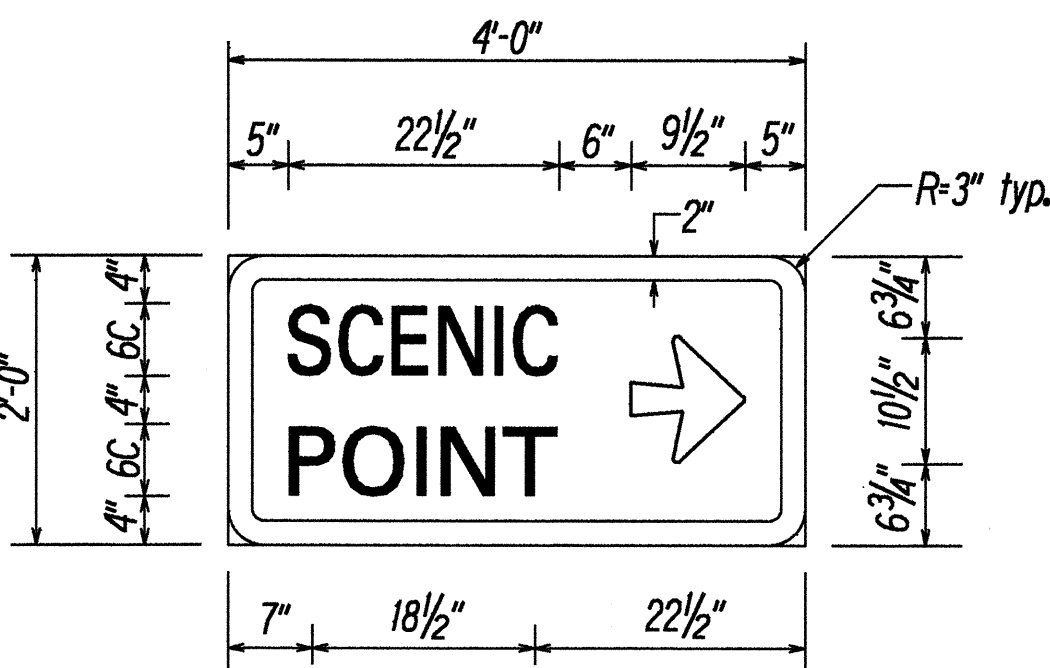
Scale: 1/2" = 1'-0"

Install using: 2.5" Square Tube
3-Post Installation



D-5

Scale: 3/4" = 1'-0"



D-6

Scale: 3/4" = 1'-0"

Colors:

Legend: White (Reflectorized)

Background: Blue (Non-Reflectorized)

STATE OF HAWAII
DEPARTMENT OF TRANSPORTATION
HIGHWAYS DIVISION

SIGN DETAIL AND NOTES

HAWAII BELT ROAD RESURFACING
KILAU GULCH TO AHOLE BRIDGE
F.A. PROJECT NO. STP-019-2(33)

Scale: As Shown Date: July, 1994

SHEET No. 16 OF 25 SHEETS