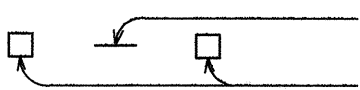
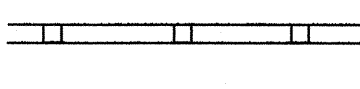



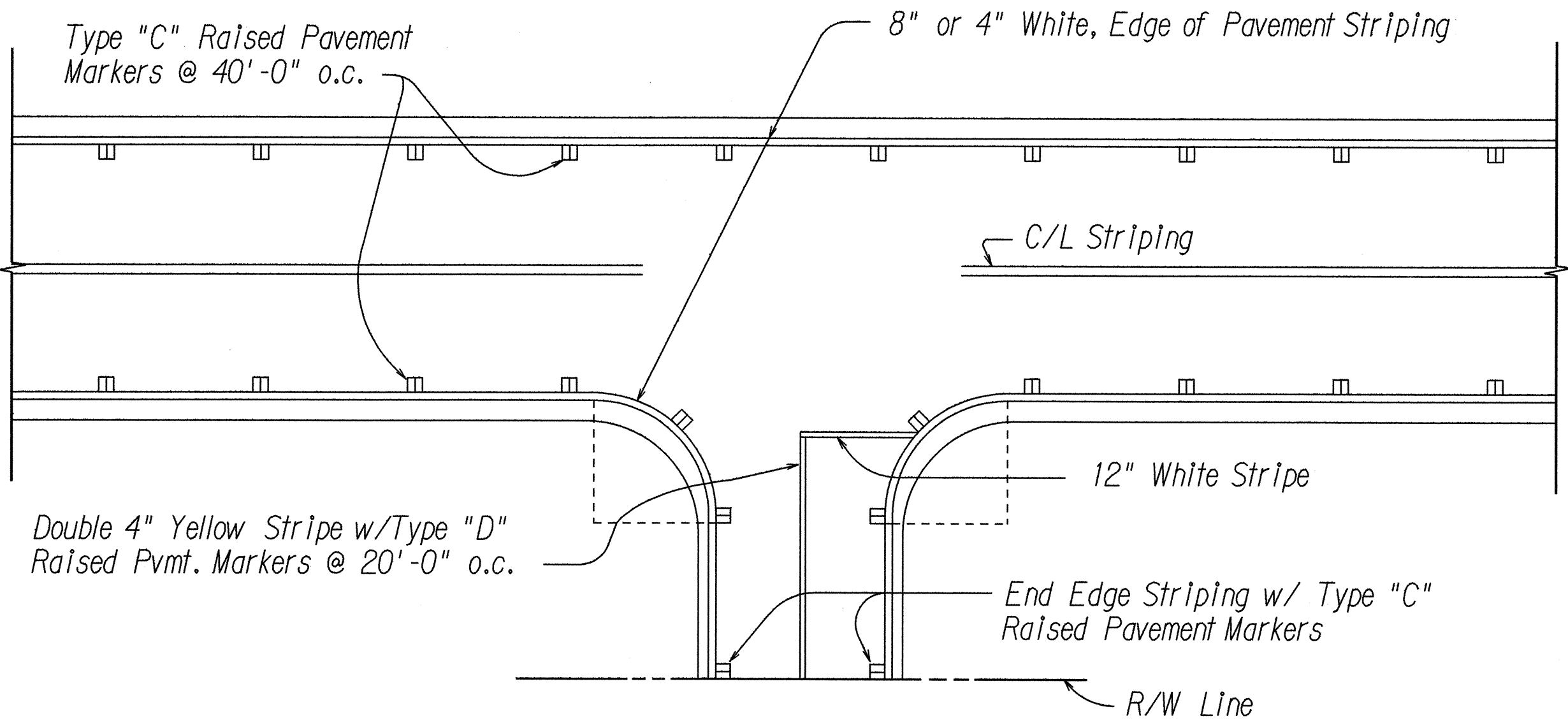
FED. ROAD DIST. NO.	STATE	PROJ. NO.	FISCAL YEAR	SHEET NO.	TOTAL SHEETS
HAWAII	HAW.	19GH-01-94M	1994	9	12

LEGEND

-  4 each Type J Raised Pavement Markers
Type D Raised Pavement Markers @ 40' - 0" o.c.
-  4" Double Solid Yellow with Type D
Raised Pavement Markers @ 20' - 0" o.c.
(Tape, Type I or Thermoplastic Extrusion)
-  4" or 8" White Edge Stripe with Type C Raised
Pavement Markers @ 40' - 0" o.c.
(Tape, Type II or Thermoplastic Extrusion)

NOTES

- Layout of pavement markings and striping shall be done by the Contractor and approved by the Engineer prior to any installation work.
- Existing pavement markings not incorporated in the final traffic pattern shall be removed as directed by the Engineer. Costs shall be incidental to the various pavement marking items.
- Existing signs not shown on these plans shall remain as posted unless otherwise directed by the Engineer.
- All pavement striping shall be as noted on the Legend or plans.
- All preformed pavement marking tapes over existing pavement shall be applied with an approved primer as recommended by the tape manufacturer and as approved by the Engineer. The primer shall be allowed to dry to the tacky stage prior to tape application.



TYPICAL EDGE OF PAVEMENT MARKING
Not to Scale

PAVEMENT MARKING SUMMARY	
DESCRIPTION	QUANTITY
<u>STRIPING</u>	
DOUBLE 4-INCH PAVEMENT STRIPE (YELLOW)..... (Tape, Type I or Thermoplastic Extrusion)	2,500 L.F.
8-INCH PAVEMENT STRIPE (WHITE) (Tape, Type II or Thermoplastic Extrusion)	5,000 L.F.
<u>MARKERS</u>	
TYPE	
C	130 EACH
D	130 EACH

SURVEY PLOTTED BY	DATE
DRAWN BY	
DESIGNED BY	
QUANTITIES BY	
CHECKED BY	
ORIGINAL PLAN	
NOTE BOOK	
DATE	
BY	
CHECKED BY	

STATE OF HAWAII
DEPARTMENT OF TRANSPORTATION
HIGHWAYS DIVISION

**PAVEMENT MARKING
LEGEND, DETAILS & NOTES**

BRIDGE REPAIRS AT VARIOUS
LOCATIONS ON HAWAII
Project No. 19GH-01-94M

Scale: As Shown Date: May, 1994

SHEET No. 1 OF 1 SHEETS