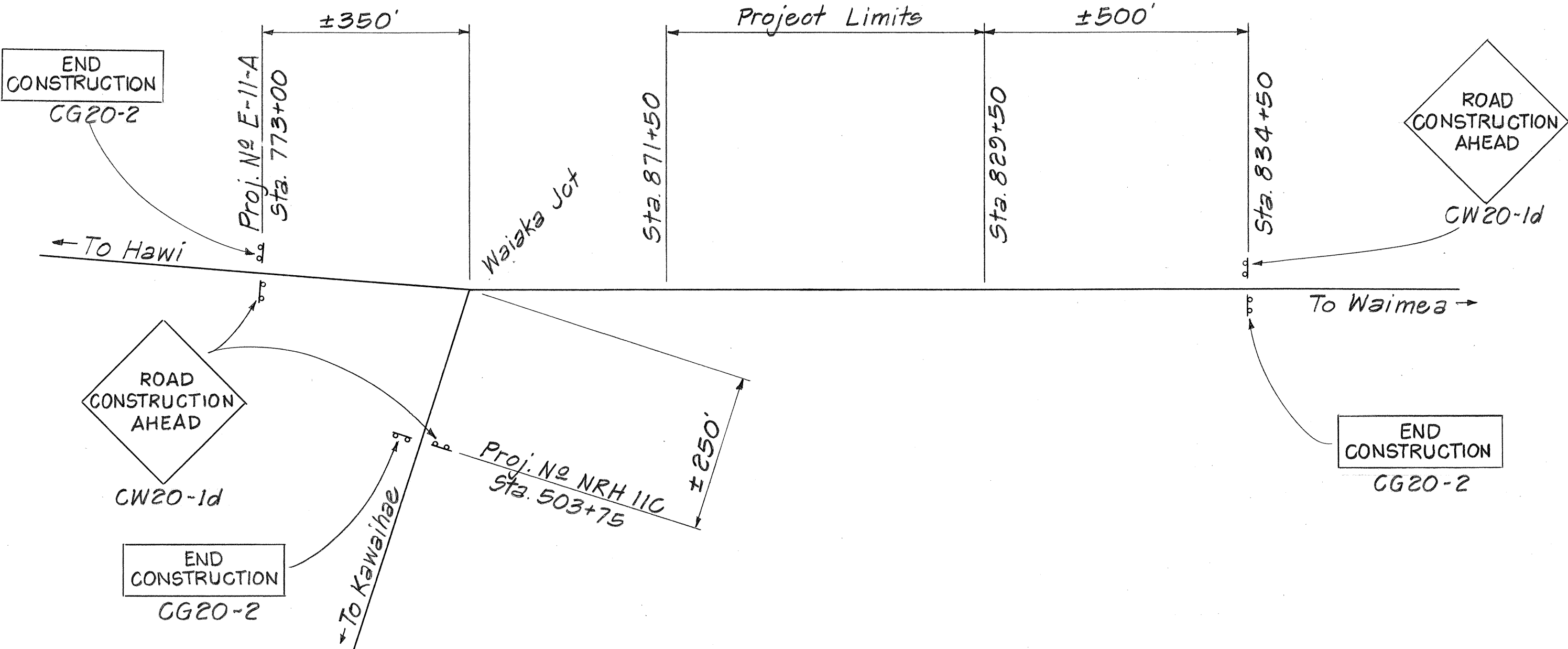


FED. ROAD DIST. NO.	STATE	PROJ. NO.	FISCAL YEAR	SHEET NO.	TOTAL SHEETS
HAWAII	HAW.	19D-01-91M	1991	6	6

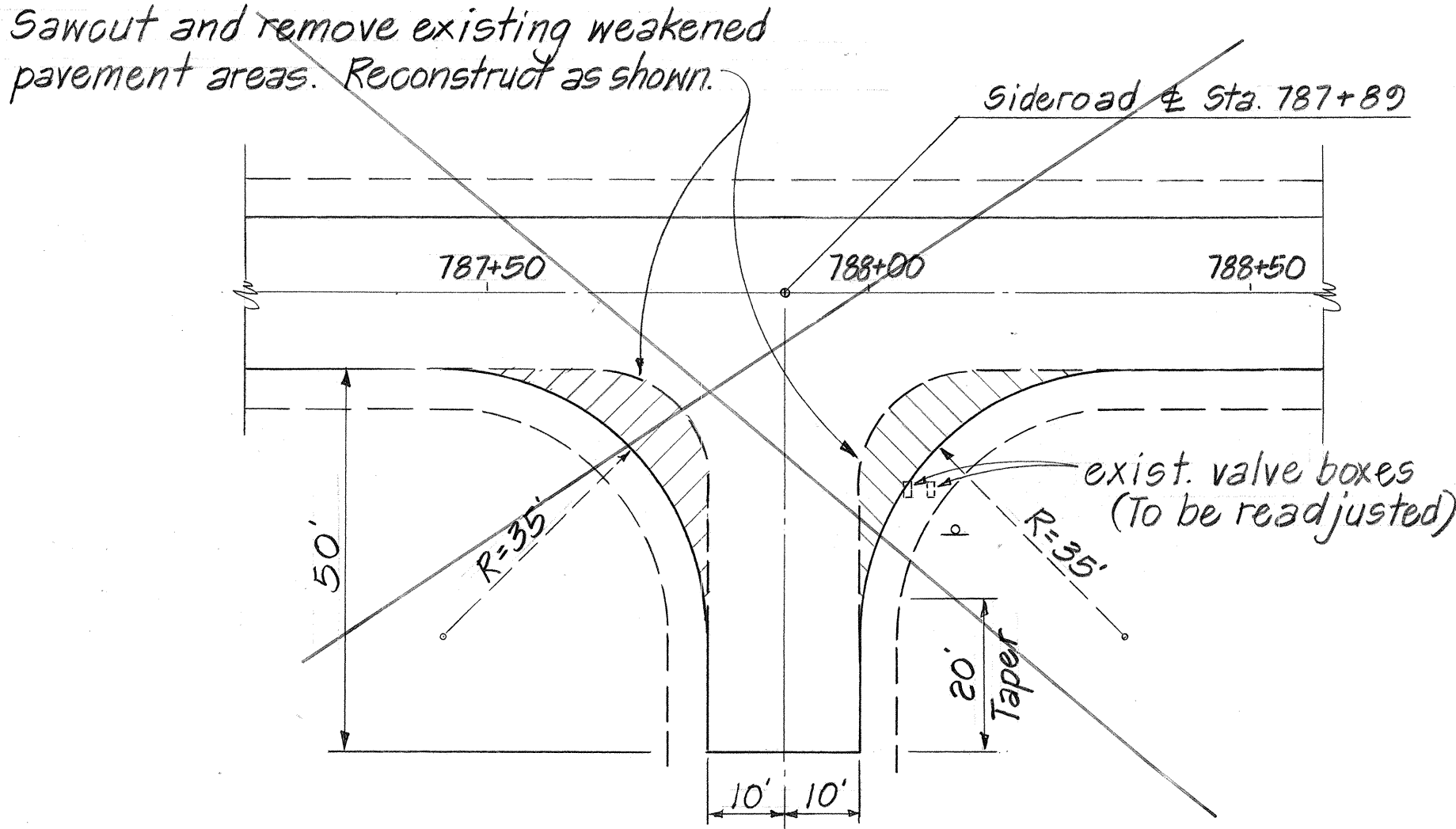
CONSTRUCTION SIGN SCHEDULE			
EXIST. PROJ. NO.	STATION	ITEM NO.	DESCRIPTION
NRH 11C	503+75 RT.	CW20-1d	ROAD CONSTRUCTION AHEAD
	503+75 LT.	CG20-2	END CONSTRUCTION
E-11-A	773+00 RT.	CW20-1d	ROAD CONSTRUCTION AHEAD
	773+00 LT.	CG20-2	END CONSTRUCTION
	834+50 LT.	CW20-1d	ROAD CONSTRUCTION AHEAD
	834+50 RT.	CG20-2	END CONSTRUCTION
TOTAL 6 Each			

NOTES:

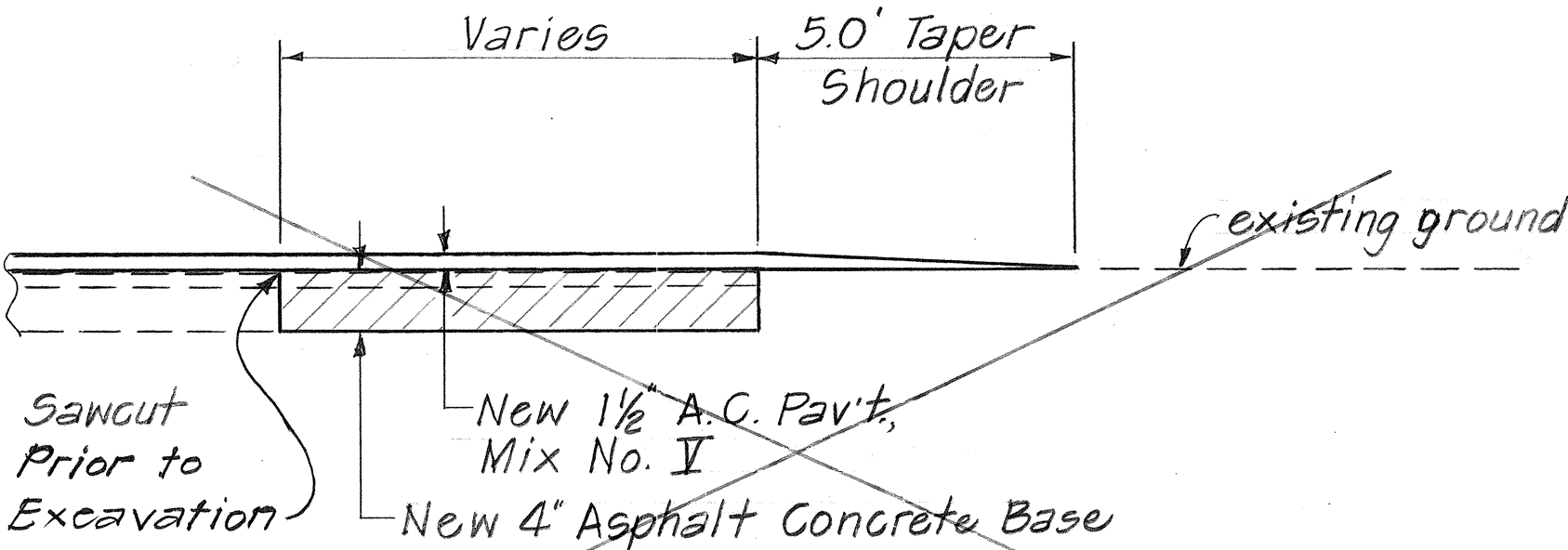
- Construction signs shall be paid for under Item No. 621.7120 - Construction Signs with Two Posts. All signs shall have two square tube metal posts.
- Final locations of all signs shall be approved by the Engineer prior to installation.
- Following completion of the project, construction signs shall be carefully removed and delivered undamaged to the State Highways Baseyard designated by the Engineer.



CONSTRUCTION SIGN PLAN
Not to Scale



WAIMEA LANDFILL ROAD
Scale: 1"=20'



TYPICAL RECONSTRUCTED PAVEMENT DETAIL
Not to Scale

STATE OF HAWAII
DEPARTMENT OF TRANSPORTATION
HIGHWAYS DIVISION

CONSTRUCTION SIGN SCHEDULE
E SIDEROAD DETAILS
KAWAIHAE ROAD RESURFACING
WAIAKA TOWARDS WAIMEA
PROJECT NO. 19D-01-91M
Scale: As Noted Date: February 1991
SHEET NO. 1 OF 1 SHEETS

SURVEY PLOTTED BY	DATE
DRAWN BY	
DESIGNED BY	
QUANTITIES BY	
CHECKED BY	
ORIGINAL PLAN	No.