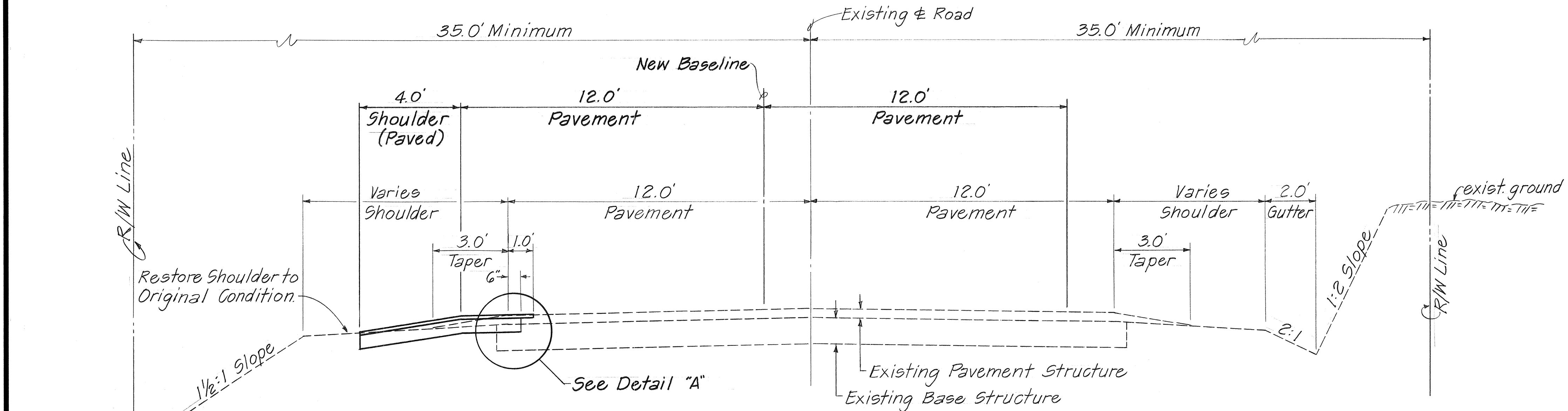
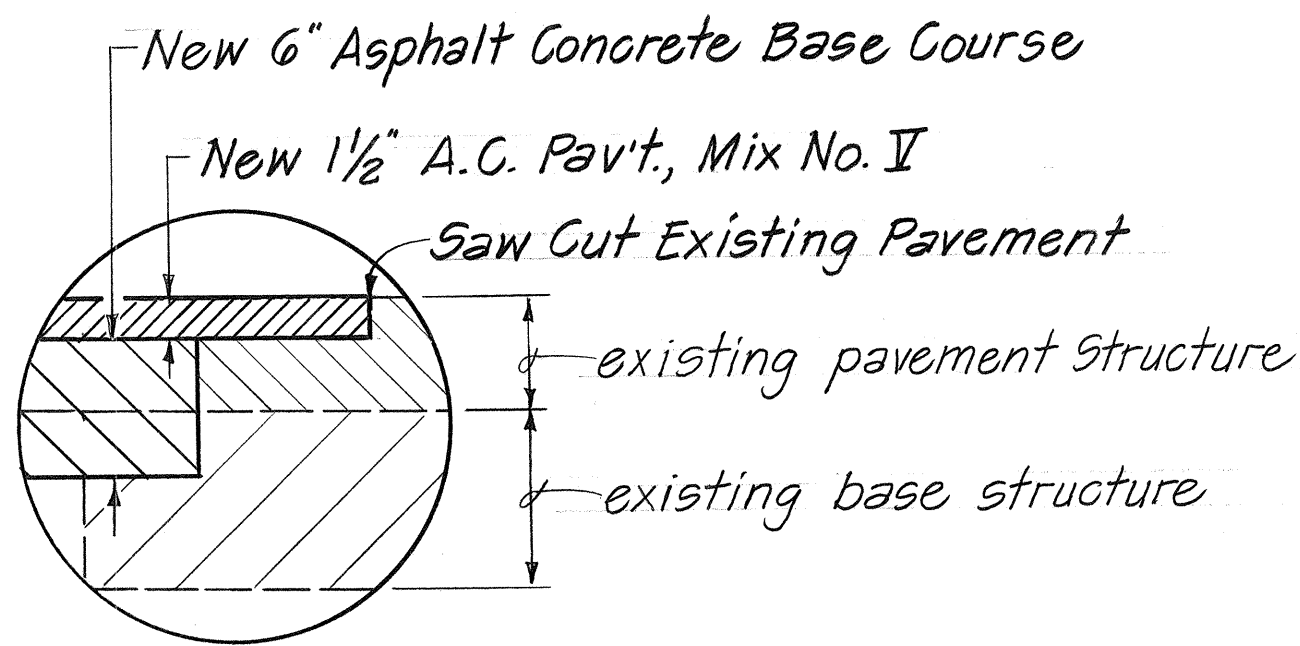


FED. ROAD DIST. NO.	STATE	PROJ. NO.	FISCAL YEAR	SHEET NO.	TOTAL SHEETS
HAWAII	HAW.	19H-01-89	1990	3	6



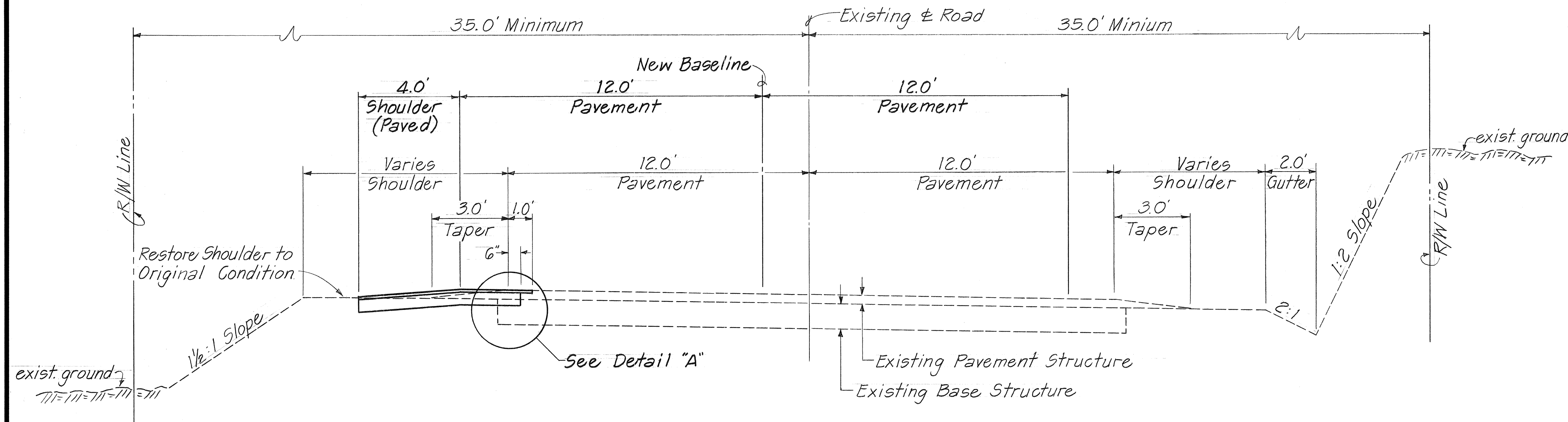
TYPICAL SECTION ON TANGENT

Not To Scale



DETAIL "A"

Not To Scale



TYPICAL SECTION ON CURVE

Not To Scale

GENERAL NOTES

- Improvements consist of widening the existing pavement, adjusting water valve boxes and removing existing pavement markers and striping, and installing new markers.
- Tack Coat shall be incidental to Item No. 401.0500-Asphalt Concrete Pavement, Mix No. II.
- Asphalt Concrete for leveling shall be paid for under Item No. 401.0500-Asphalt Concrete Pavement, Mix No. II.
- All construction signs shall be reflectorized with high intensity reflective sheeting.
- Existing pavement surface variable. Surface indicated on Typical Sections is not intended to represent any specific location.
- Smooth and easy riding connections shall be constructed at the begin and end of project limits and at the end of each work day.
- All lanes shall be open to traffic during morning peak hours from 6:00 a.m. to 8:00a.m. and during the afternoon peak hours from 3:30 p.m. to 5:30p.m. and during off-work hours or as directed by the Engineer. Only one lane of the highway shall be closed during work hours.
- During work stoppages and non-working hours, the Contractor shall restore to smooth-riding condition all pavement drop-offs located within four feet of the travelway.
- Access from existing sideroads and/or driveways shall be provided and maintained by the Contractor at all times unless otherwise directed by the Engineer.

SURVEY PLOTTED BY	DATE
DRAWN BY	
DESIGNED BY	
CHECKED BY	
ORIGINAL PLAN	
NOTE BOOK	
NO.	

STATE OF HAWAII
DEPARTMENT OF TRANSPORTATION
HIGHWAYS DIVISION

TYPICAL SECTIONS
GENERAL NOTES
HAWAII BELT ROAD
Waikolu Bridge Improvements
Project No. 19H-01-89
Scale: As Noted Date: March 1990
SHEET NO. 1 OF 1 SHEETS