

FED. ROAD DIST. NO.	STATE	FED. AID PROJ. NO.	FISCAL YEAR	SHEET NO.	TOTAL SHEETS
HAWAII	HAW.	F-FR-019-2(21)	1983	5	8



CW20-1a 48" x 48"



CW20-2d 48" x 48"



CW20-3b 48" x 48"



CW20-4d 48" x 48"



CW20-5d(L) 48" x 48"



CW20-7c 48" x 48"



CW21-1 30" x 30"



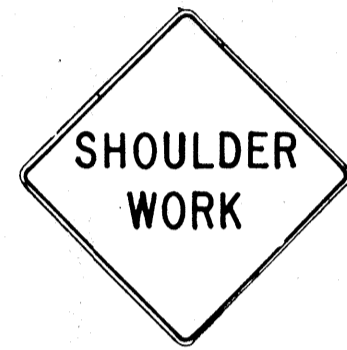
CW21-2 30" x 30"



CW21-3 36" x 36"



CW21-4 36" x 36"




CW21-5 30" x 30"




CW21-6 30" x 30"



CW22-1b 48" x 48"




CW22-2 42" x 36"



CW22-3 42" x 36"



CG20-1(5) 60" x 36"



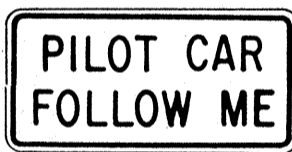
CG20-2 60" x 24"



CM4-9(R) 30" x 24"




CM4-10(R) 48" x 18"




CG20-4 36" x 18"



CW23-1 36" x 36"



CW23-2b 48" x 48"



CW23-3(R) 48" x 48"

### GENERAL NOTES

- Sign details shall conform to the FHWA publications "Manual on Uniform Traffic Control Devices for Streets and Highways," 1971, and "Standard Highway Signs," 1972, and as amended.
- All construction signs shall be reflectorized.
- All construction signs shall have 3/8" bolt holes drilled at appropriate locations.
- Numerals in ( ) indicates numerals to be inserted for sign message. (R) or (L) indicates right or left.
- For "CW" series signs, suffixes a,b,c and d are as follows:  
a-1500 FT, b-1000 FT,  
c-500 FT and d-AHEAD.

NO.	REVISION	APPROVED BY	DATE
1	Supersedes Sht. DT 104 Approved 12-30-69	H.T.	3/23/72
2	Revised General Note 1	H.T.	10/16/74
3	Revised General Note 2	M.H.	9-16-75
4	Revised General Note 2 and sign CG20-1(5)	H.T.	9-14-76

APPROVAL RECOMMENDED:  
Erich Tanaka 3/21/72  
TRAFFIC ENGINEER DATE

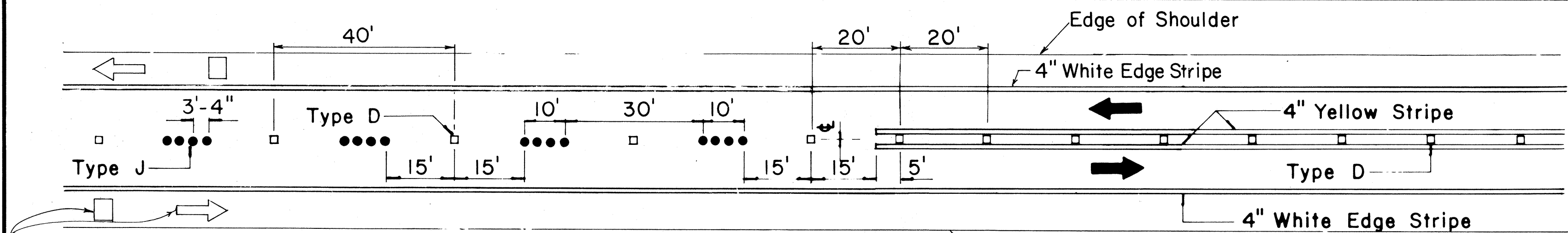
APPROVED:  
Shirley Salsich 3/23/72  
ASSISTANT CHIEF, ENGINEERING DATE

STATE OF HAWAII  
DEPARTMENT OF TRANSPORTATION  
HIGHWAYS DIVISION  
  
STANDARD DETAILS  
CONSTRUCTION SIGNS

NOT TO SCALE

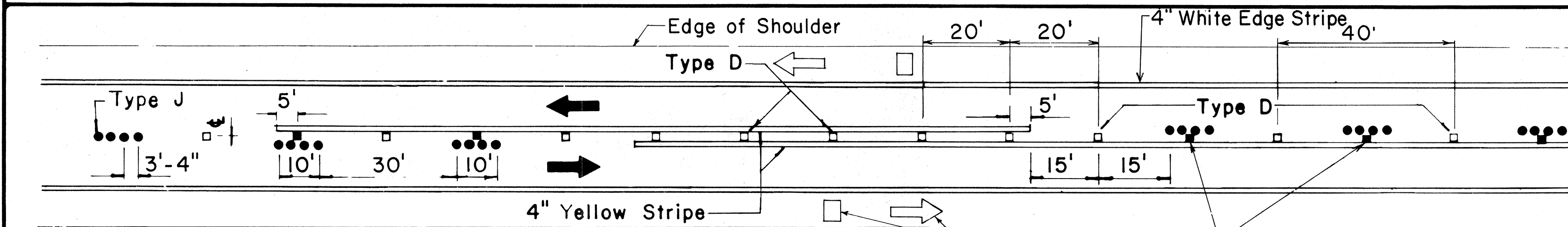
SHEET No. 1 OF 4 SHEETS DT 104

FED. ROAD DIST. NO.	STATE	FED. AID PROJ. NO.	FISCAL YEAR	SHEET NO.	TOTAL SHEETS
HAWAII	HAW.	F-FR-019-2(21)	1983	6	8



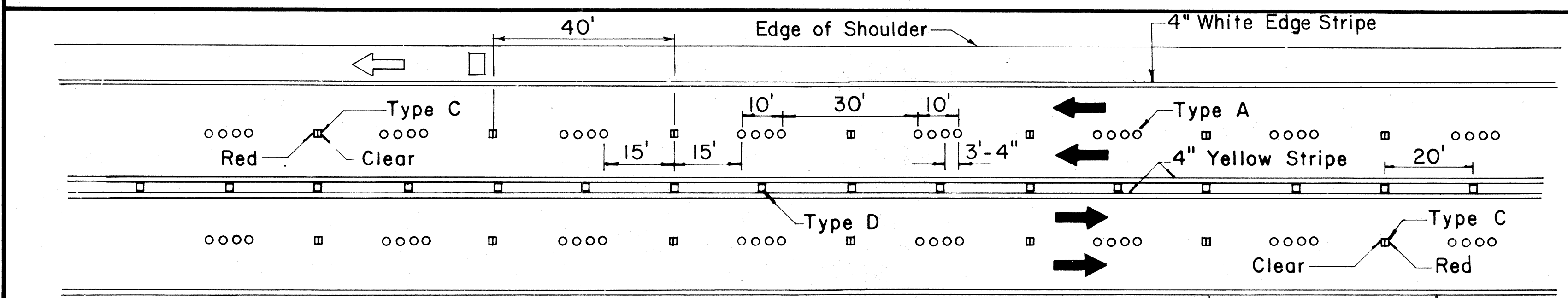
Pavement Symbols, Words, Arrows, and Legends for Bike Route as Required on Plans.

## PASSING PERMITTED AND PASSING PROHIBITED

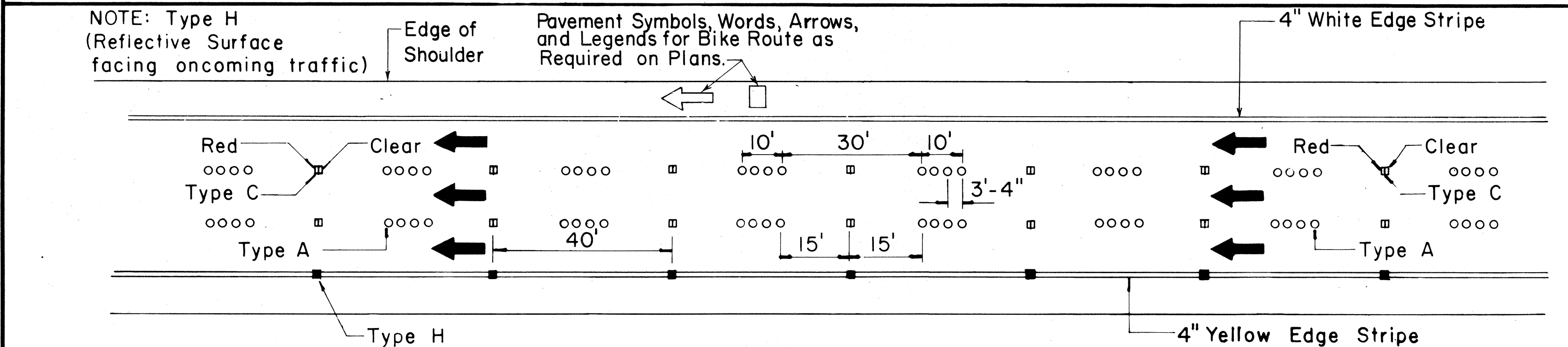


Pavement Symbols, Words, Arrows, and Legends for Bike Route as Required on Plans.

## PASSING PROHIBITED ZONES

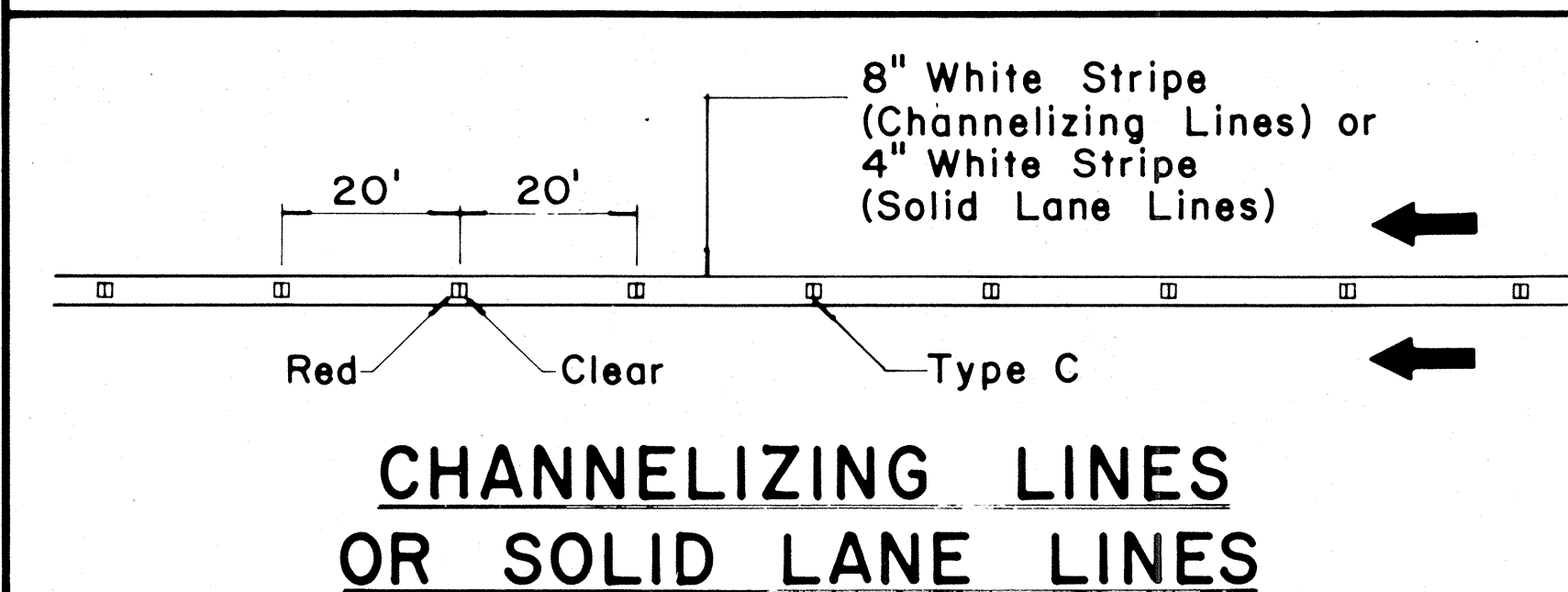


Pavement Symbols, Words, Arrows, and Legends for Bike Route as Required on Plans.

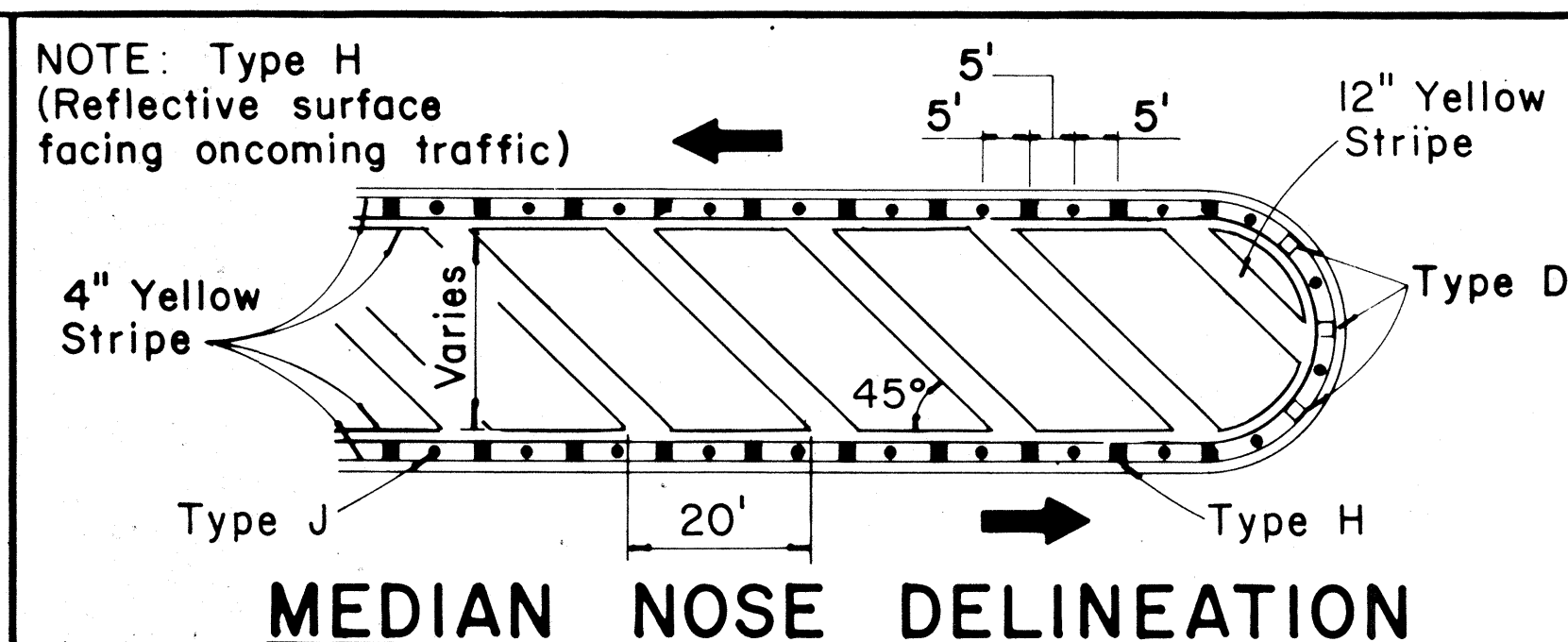


NOTE: Type H (Reflective Surface facing oncoming traffic)

Pavement Symbols, Words, Arrows, and Legends for Bike Route as Required on Plans.



## CHANNELIZING LINES OR SOLID LANE LINES



NOTE: Type H (Reflective surface facing oncoming traffic)

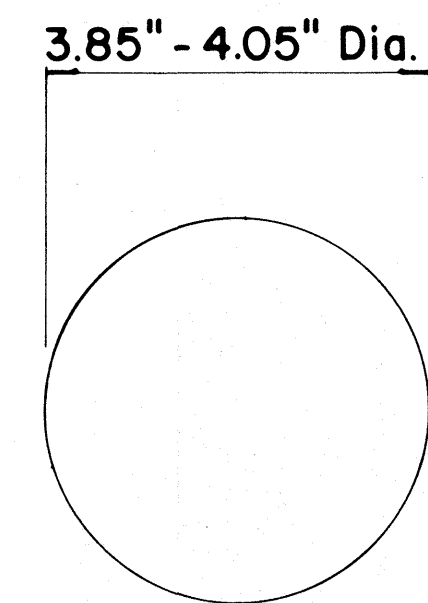
## MEDIAN NOSE DELINEATION

TWO - LANE

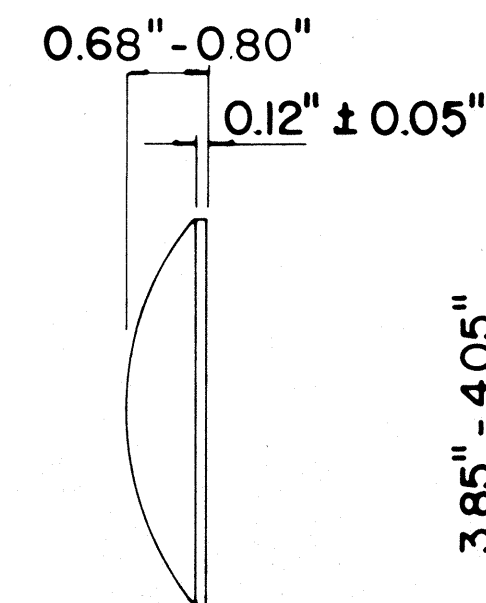
MULTI - LANE

DIVIDED HIGHWAY AND FREEWAY

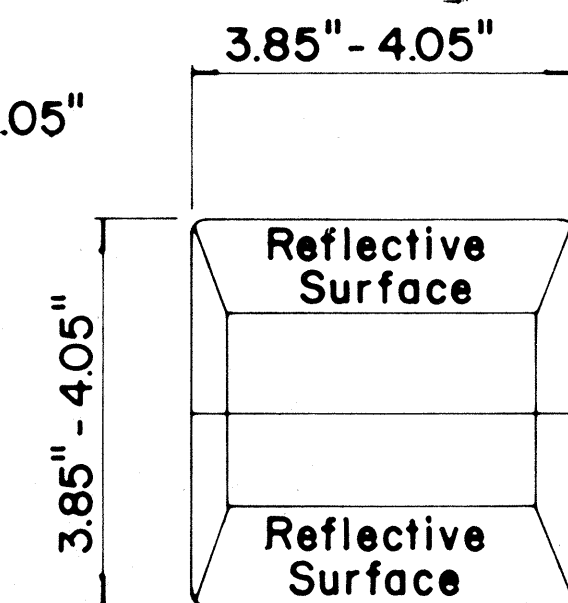
MISCELLANEOUS



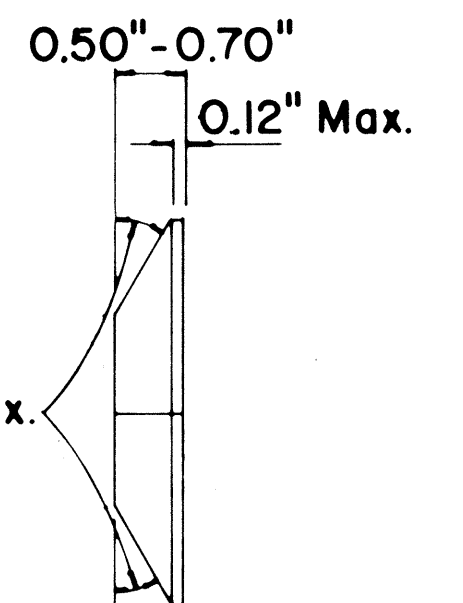
**TYPE A**  
NON - REFLECTIVE WHITE MARKER



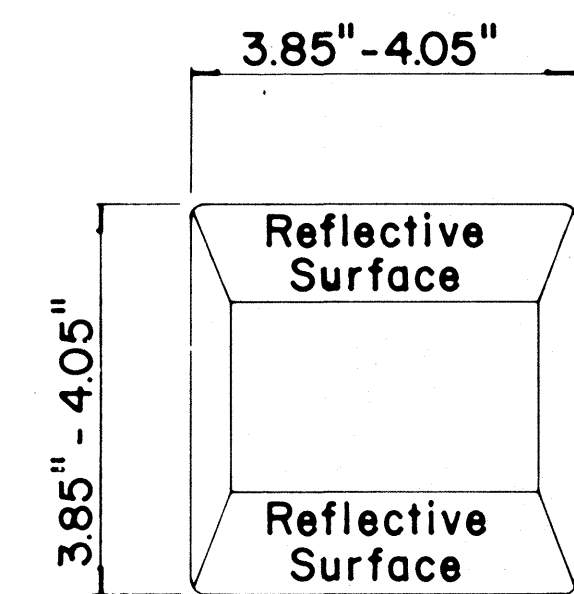
**TYPE J**  
NON - REFLECTIVE YELLOW MARKER



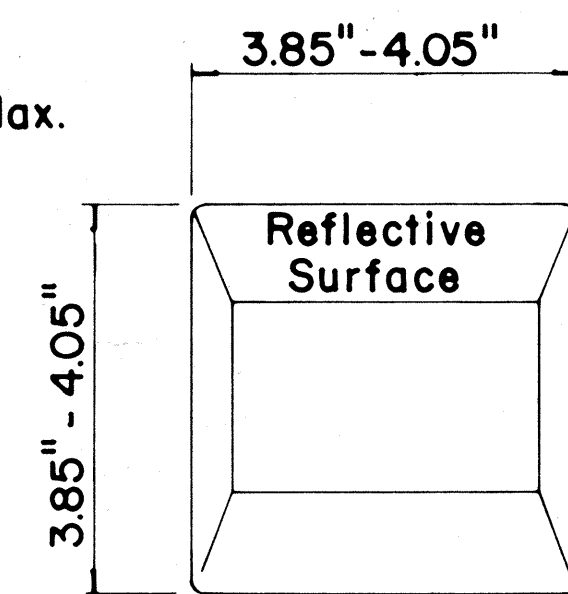
**TYPE C**  
RED - CLEAR REFLECTIVE MARKER



**TYPE H**  
ONE - WAY YELLOW REFLECTIVE MARKER



**TYPE D**  
TWO - WAY YELLOW REFLECTIVE MARKER



## GENERAL NOTES

- Pavement marking and striping shall conform to the latest "Manual on Uniform Traffic Control Devices for Streets and Highways," and as amended.
- Layout and installation of pavement marking and striping shall be done by the Contractor. The Contractor shall check the layouts with the Engineer prior to performing work.

## LEGEND

- Type A
- Type C
- Type D
- Type H
- Type J

APPROVAL RECOMMENDED:

*Ericki Tanaka*  
TRAFFIC ENGINEER

7/21/78  
DATE

APPROVED:

*Herbert B. DeKish*  
ASSISTANT CHIEF, ENGINEERING

1/24/78  
DATE

No	REVISION	APPROVED BY	DATE
1	Supercedes DT 300 approved 11/18/71.	H.f.	1/24/78
2	Delete Type A Markers from Bike Route Delineation.	H.f.	10/15/79

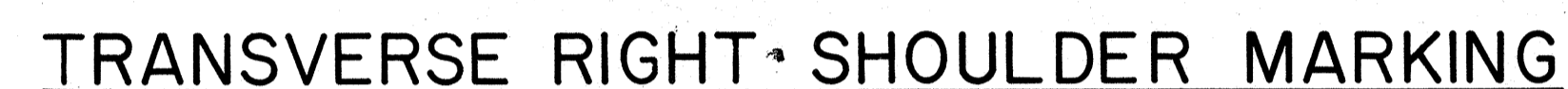
STATE OF HAWAII  
DEPARTMENT OF TRANSPORTATION  
HIGHWAYS DIVISION

## STANDARD DETAILS RAISED PAVEMENT MARKERS AND STRIPING

Not to Scale July 1978

SHEET No. 2 OF 4 SHEETS DT 300

ORIGINAL PLAN	SURVEY PLOTTED BY _____	DATE _____
	DRAWN BY _____	" _____
	TRACED BY _____	" _____
NOTE BOOK	DESIGNED BY _____	" _____
	QUANTITIES BY _____	" _____
No. _____	CHECKED BY _____	" _____



1. Pavement marking and striping shall conform to the latest edition of the "Manual on Uniform Traffic Control Devices for Streets and Highways," by the FHWA, and as amended.
2. Layout of pavement markings and striping shall be done by the Contractor. The Contractor shall check layout of markings and striping with the Engineer prior to performing work.
3. For additional pavement marking details, see sheet DT 300.

APPROVED: Herbert Z. Zafish 5/3/71  
ASSISTANT CHIEF, ENGINEERING DATE

NO.	REVISION	APPROVED BY	DATE

STATE OF HAWAII  
DEPARTMENT OF TRANSPORTATION  
LAND TRANSPORTATION FACILITIES DIVISION

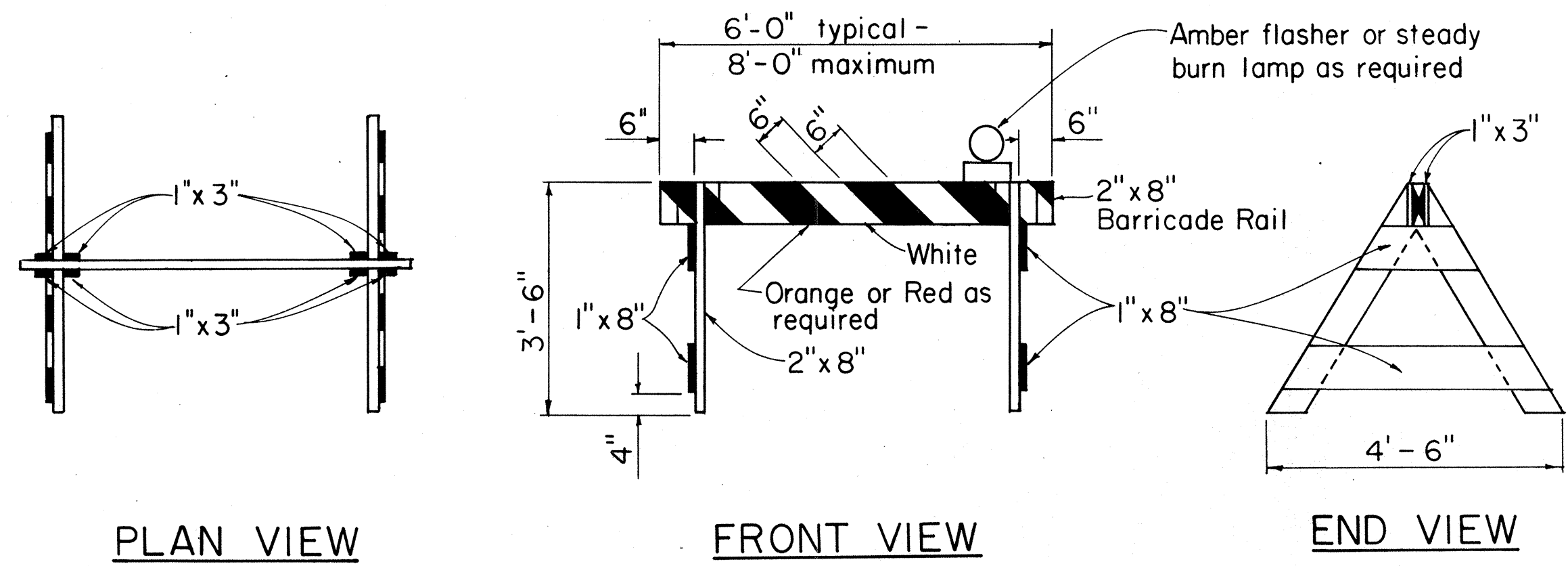
## STANDARD DETAILS

MISCELLANEOUS  
PAVEMENT MARKINGS

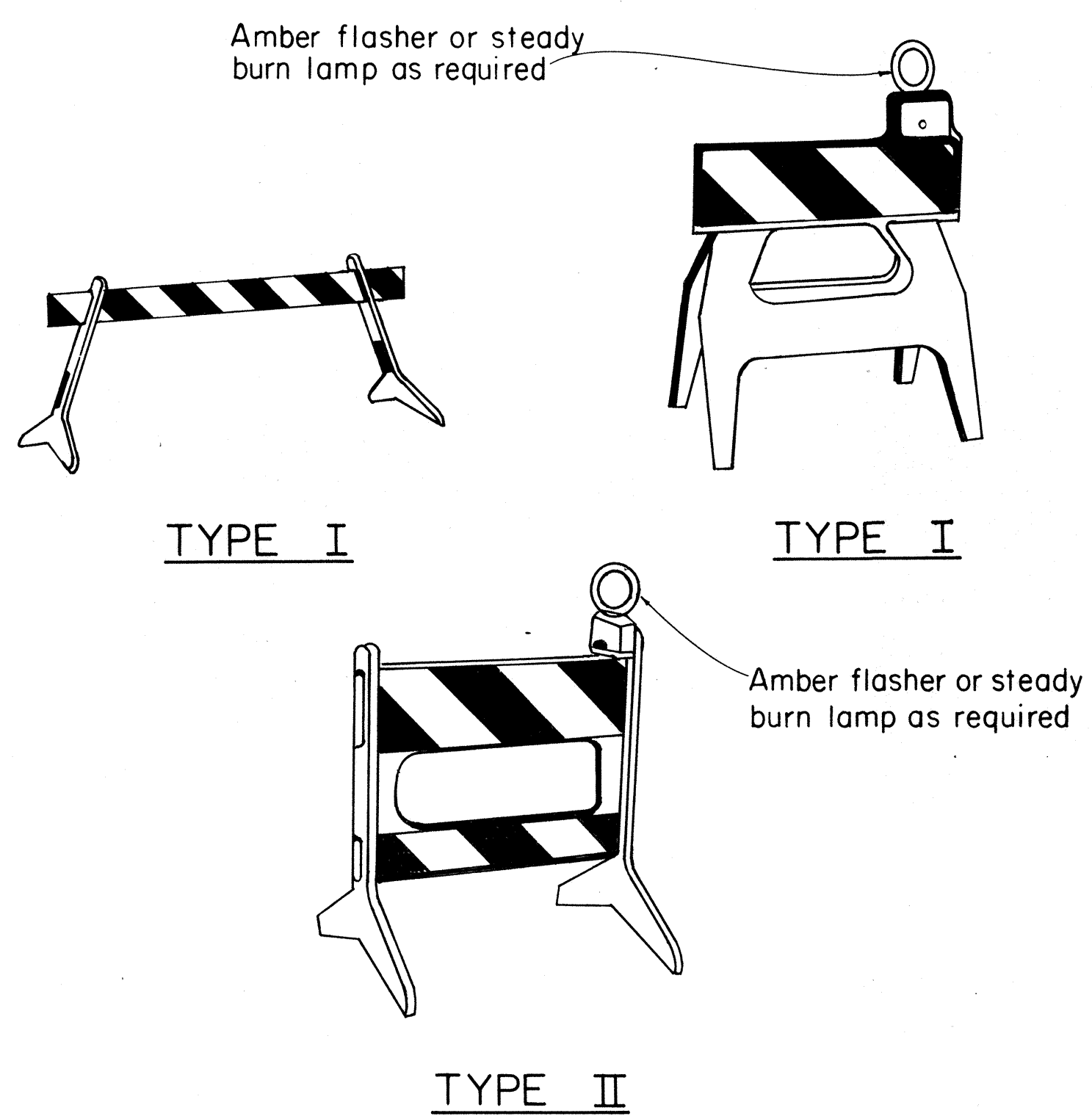
Scale: Not to Scale Date: April, 1978

SHEET No. 3 OF 4 SHEETS DT 302

FED. ROAD DIST. NO.	STATE	FED. AID PROJ. NO.	FISCAL YEAR	SHEET NO.	TOTAL SHEETS
HAWAII	HAW.	F-FR-019-2(21)	1983	8	8

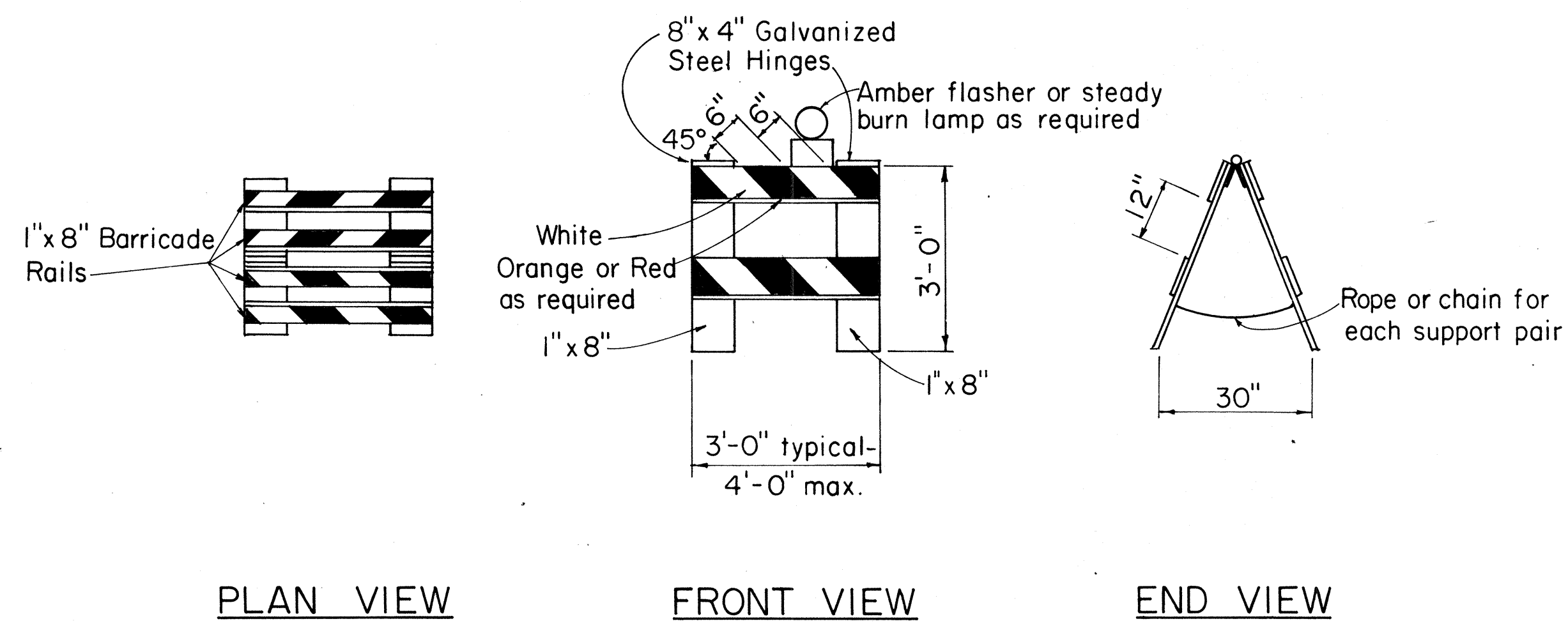


TYPE I BARRICADE  
Scale: 1/2" = 1'-0"

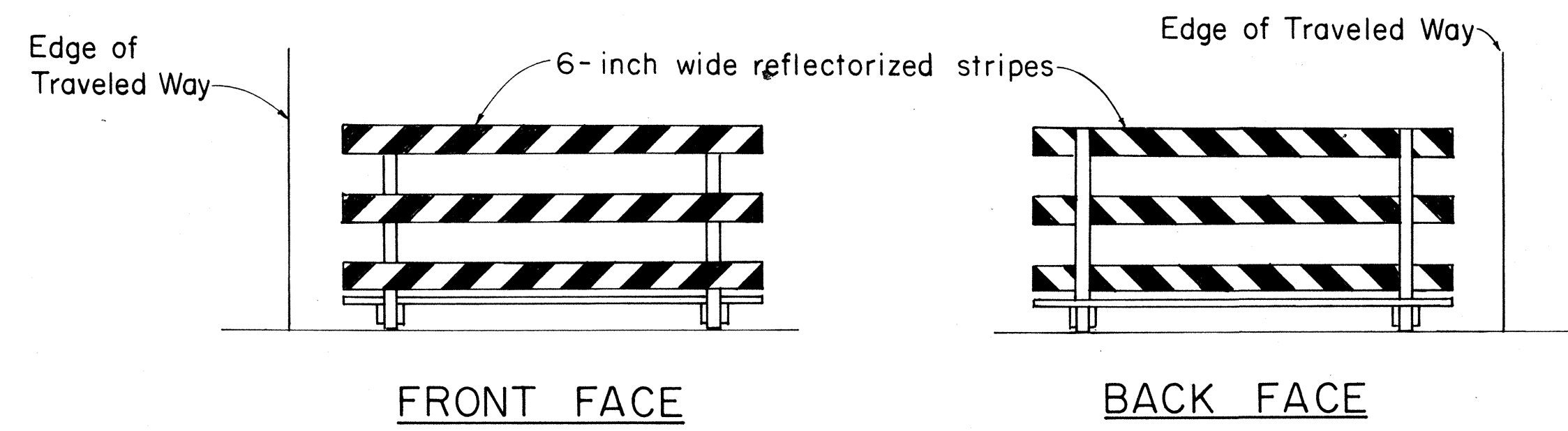


PLASTIC MOLDED BARRICADE OPTIONS\*  
Not to Scale

\* Shop Drawings must be submitted for approval.

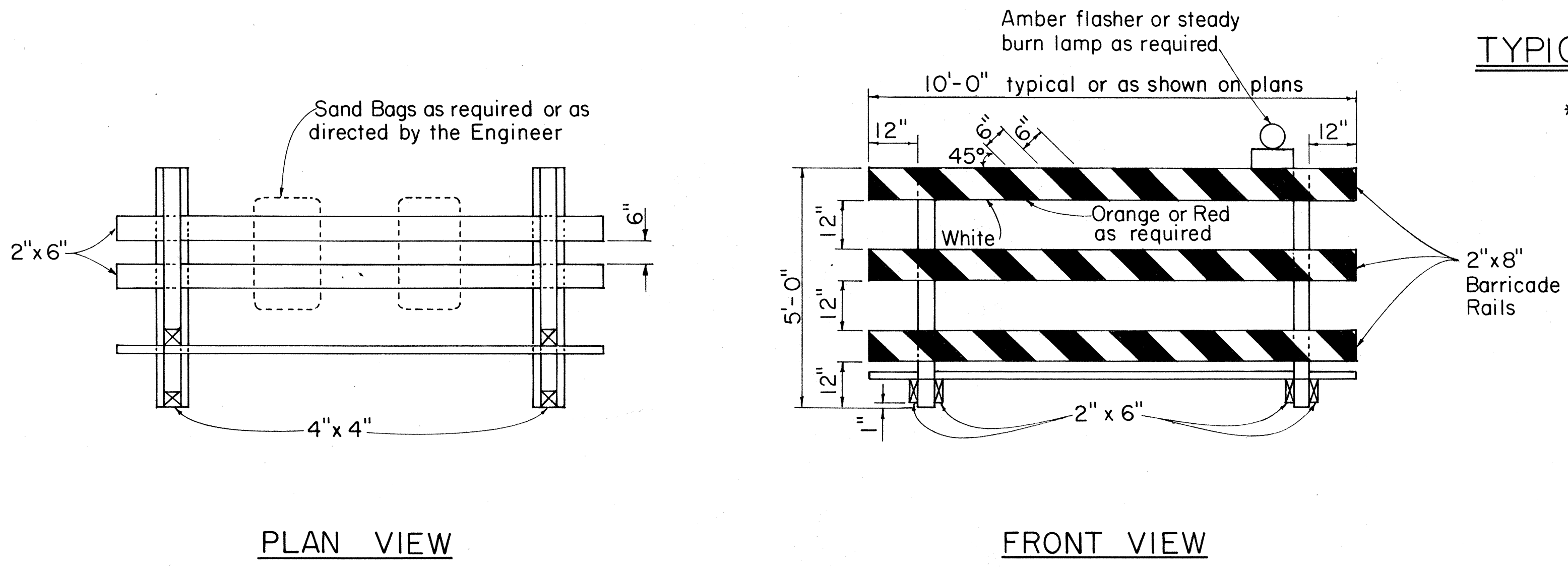


TYPE II BARRICADE  
Scale: 1/2" = 1'-0"

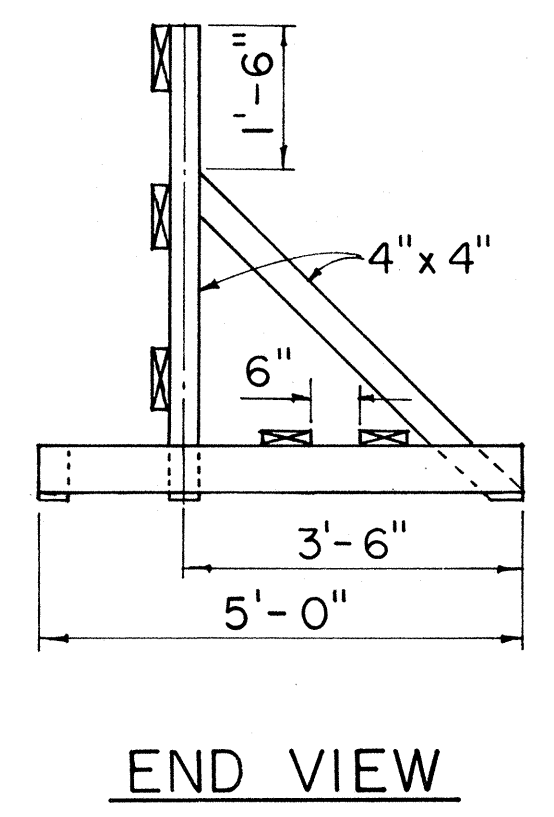


TYPICAL BARRICADE STRIPING DETAILS\*\*  
Not to Scale

\*\* Similar for Types I & II



TYPE III BARRICADE  
Scale: 1/2" = 1'-0"



END VIEW

APPROVAL RECOMMENDED:  
*Eichi Tanaka* 10/21/81  
TRAFFIC ENGINEER DATE

APPROVED:  
*Robert S. Sato* 10/23/81  
ASSISTANT CHIEF, ENGINEERING DATE

NO.	REVISION	APPROVED By	DATE
1	Supersedes DT 800 Approved 12/30/69	H.T.	10/23/81

STATE OF HAWAII  
DEPARTMENT OF TRANSPORTATION  
HIGHWAYS DIVISION

STANDARD DETAILS  
BARRICADES

SCALE: As Shown

SHEET NO. 4 OF 4 SHEETS DT 800

ORIGINAL PLAN	DATE
SURVEY PLOTTED BY	
DRAWN BY	
TRACED BY	
DESIGNED BY	
QUANTITIES BY	
CHECKED BY	
NO.	