

FED. ROAD DIST. NO.	STATE	FED-AID PROJ. NO.	FISCAL YEAR	SHEET NO.	TOTAL SHEETS
HAWAII	HAW.	19L-05-79	1979	4	4



CW20-1a 48" x 48"



CW20-2d 48" x 48"



CW20-3b 48" x 48"



CW20-4d 48" x 48"



CW20-5d(L) 48" x 48"



CW20-7c 48" x 48"



CW21-1 30" x 30"



CW21-2 30" x 30"



CW21-3 36" x 36"



CW21-4 36" x 36"




CW21-5 30" x 30"




CW21-6 30" x 30"




CW22-1b 48" x 48"



CW22-2 42" x 36"



CW22-3 42" x 36"




CG20-1(5) 60" x 36"



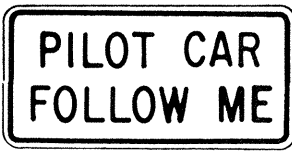
CG20-2 60" x 24"



CM4-9(R) 30" x 24"



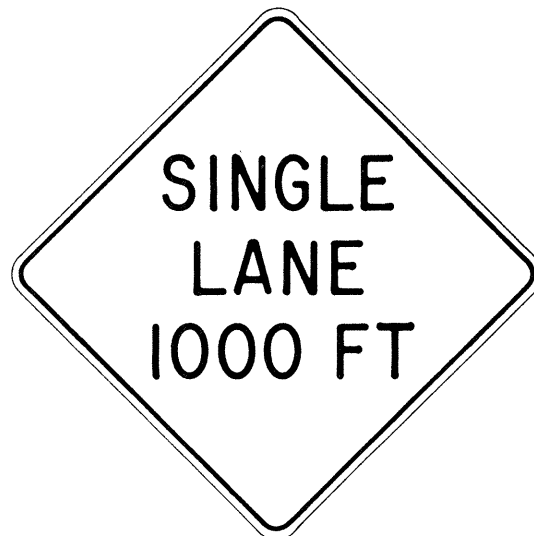
CM4-10(R) 48" x 18"



CG20-4 36" x 18"



CW23-1 36" x 36"



CW23-2b 48" x 48"



CW23-3(R) 48" x 48"

GENERAL NOTES

- Sign details shall conform to the FHWA publications "Manual on Uniform Traffic Control Devices for Streets and Highways," 1971, and "Standard Highway Signs," 1972, and as amended.
- All construction signs shall be reflectorized.
- All construction signs shall have 3/8" bolt holes drilled at appropriate locations.
- Numerals in () indicates numerals to be inserted for sign message. (R) or (L) indicates right or left.
- For "CW" series signs, suffixes a,b,c and d are as follows:
a-1500 FT, b-1000 FT,
c-500 FT and d-AHEAD.

NO.	REVISION	APPROVED BY	DATE
1	Supersedes Sht. DT 104 Approved 12-30-69	H.T.	3/23/72
2	Revised General Note 1	H.T.	10/10/74
3	Revised General Note 2	H.T.	9-16-75
4	Revised General Note 2 and sign CG20-1(5)	H.T.	9-14-76

APPROVAL RECOMMENDED:
Erich Tanaka 3/21/72
TRAFFIC ENGINEER DATE

APPROVED:
Arthur D. Smith 3/23/72
ASSISTANT CHIEF, ENGINEERING DATE

STATE OF HAWAII
DEPARTMENT OF TRANSPORTATION
HIGHWAYS DIVISION

STANDARD DETAILS
CONSTRUCTION SIGNS

NOT TO SCALE

SHEET No. 1 OF 1 SHEETS DT 104

ORIGINAL PLAN	SURVEY PLOTTED BY	DATE
NOTE BOOK	DRAWN BY	
DESIGNED BY	CHECKED BY	
NO.		