FED. ROAD DIST. NO.	STATE	FED. AID PROJ. NO.	FISCAL YEAR	SHEET NO.	TOTAL SHEETS
HAWAII	HAW.	NH-019-1(39)	2011	30	31

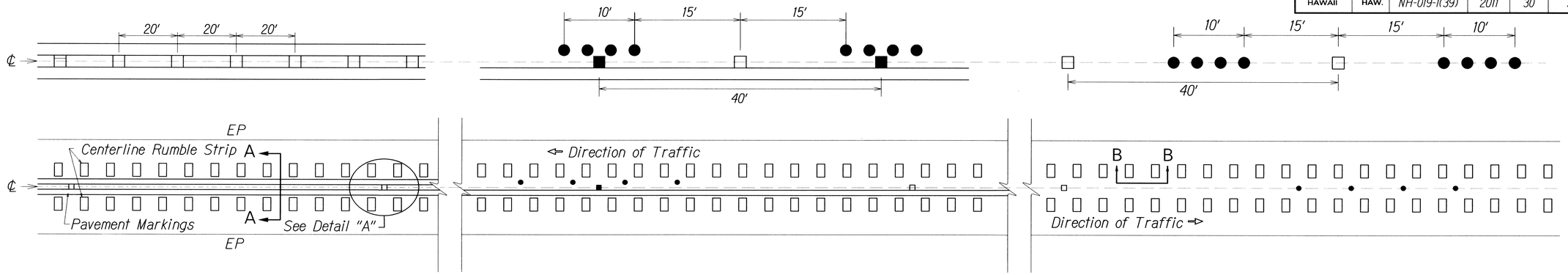

PLAN - CENTERLINE MILLED RUMBLE STRIP
Not to Scale

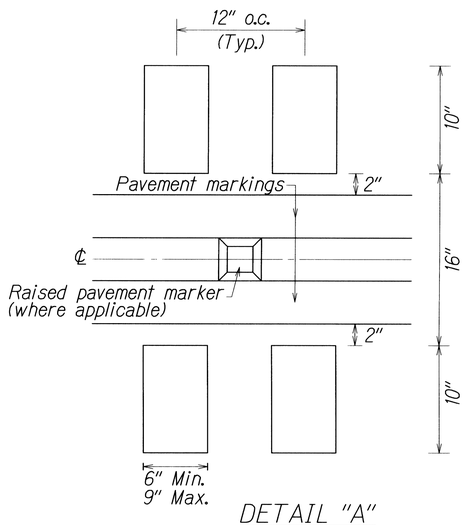

DETAIL "A"
Not to Scale

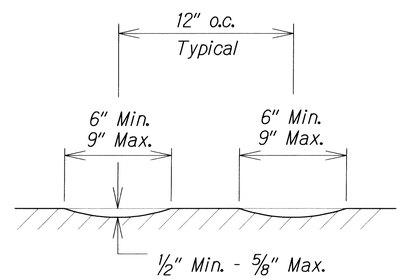

SECTION B-B - CENTERLINE MILLED RUMBLE STRIP
Not to Scale

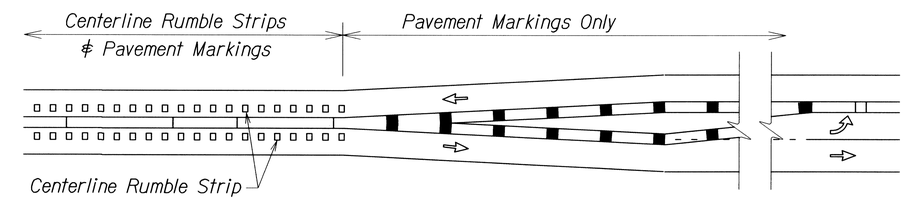

CENTERLINE MILLED RUMBLE STRIP INSTALLATION LIMIT
Not to Scale

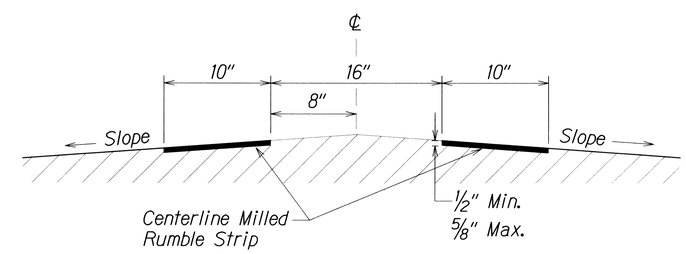

SECTION A-A - CENTERLINE MILLED RUMBLE STRIP
Not to Scale

NOTES:

1. The method of constructing the centerline milled rumble strip shall be submitted to the Engineer for acceptance prior to the actual work.
2. Dimensions shown are approximate. Adjust rumble strip spacing to coordinate with pavement markings prior to installation.
3. Raised pavement markers shall be installed on level surface between the rumble strips. Do not install raised pavement markers inside the milled area.
4. The construction of the centerline milled rumble strip shall be paid for under Item No. 615.0110 - Double 10-inch Milled Rumble Strip, Centerline.
5. The milling apparatus and removal of existing pavement markings will not be paid for separately and shall be considered incidental to Item 615.0110 - Double 10-Inch Milled Rumble Strip, Centerline.
6. Do not install centerline rumble strips on bridge decks.
7. Where at-grade bridges are present, rumble strips shall end/begin 20 L.F. beyond the existing bridge deck joints/concrete approach slab.

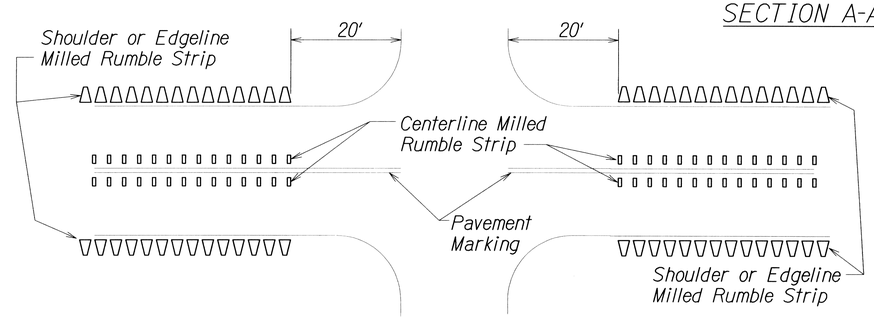

MILLED RUMBLE STRIP INSTALLATION LIMITS
Not to Scale

ORIGINAL PLAN	SURVEY PLOTTED BY	DATE
	PLANS PREPARED BY	
	TRACED BY	
NOTE BOOK	DESIGNED BY	
	QUANTITIES BY	
	CHECKED BY	

STATE OF HAWAII
DEPARTMENT OF TRANSPORTATION
HIGHWAYS DIVISION

DOUBLE 10-INCH CENTERLINE MILLED RUMBLE STRIP DETAIL

HAWAII BELT ROAD GUARDRAIL & SHOULDER IMPROVEMENTS
Papalele Road to Kaumoali Bridge
Federal Aid Project No. NH-019-1(39)

Scale: As Shown Date: November 2011

SHEET No. T8 OF 9 SHEETS