

GENERAL NOTES

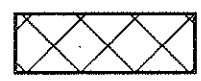
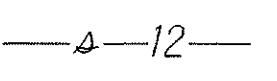
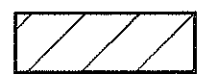
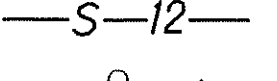
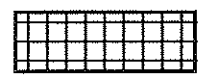


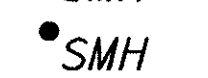
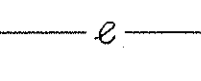
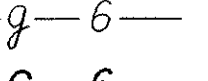
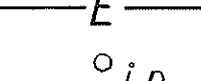
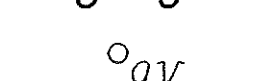
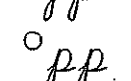


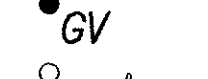


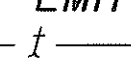

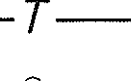
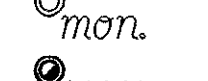
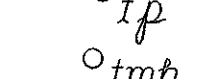


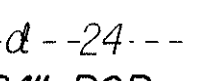

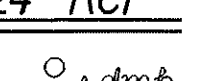
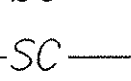

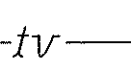

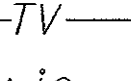


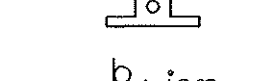
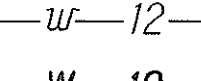

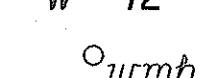
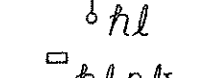

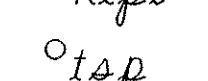



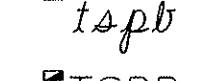

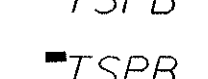
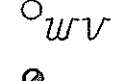



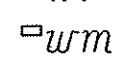



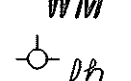















FED. ROAD DIST. NO.	STATE	FED. AID PROJ. NO.	FISCAL YEAR	SHEET NO.	TOTAL SHEETS
HAWAII	HAW.	NH-019-1(37)	2007	3	47

1. The scope of work for this project consists of removing existing guardrails and end treatments; installing new metal guardrails; installing pavement and reflector markers; providing traffic control; providing water pollution and erosion control; and installing bridge railings.
2. The Contractor is reminded of the requirements of Subsection 108.01 - Subletting of Contract, which requires him to perform work to not less than 30 percent of the total contract cost less deductible items. Non-compliance with this Subsection may be grounds for rejection of bid.
3. The Contractor's attention is directed to the following Sections: Subsection 104.11 - Utilities and Services; Subsection 107.06 - Contractor Duty Regarding Public Convenience; and Section 645 - Work Zone Traffic Control.
4. At the end of each day's work, the Contractor shall remove all equipment and other obstructions to permit free and safe passage of public traffic.
5. The existence and location of underground utilities, manholes, monuments and structures as shown on the plans are from the latest available data, but the accuracy is not guaranteed. The encountering of other obstacles during the course of work is possible. The Contractor shall tone for the exact locations and depths of all underground facilities, either shown on or omitted from the plans, in areas where work, such as the placement of sign posts, traffic signal conduits, etc. may affect these properties. Toning shall be considered incidental to the various contract items and will not be paid for separately. The Contractor shall be held liable for any damages incurred to the existing facilities and/or improvements as a result of his operations.
6. The Contractor shall notify, the Oahu Transit Services, Lowell Tom (848-4578) or Ed Sniffen (848-4571), two (2) weeks prior to construction, informing them of location, scope of work, and closure of Name of Highway and/or traffic lanes and dates of closure. (For Oahu projects only. For other islands, check with your local bus company.)
7. The Contractor shall notify the Engineer in writing, two (2) weeks prior to starting construction operations.
8. The Contractor shall obtain a Community Noise permit from the State Department of Health, Noise and Radiation Branch, 591 Ala Moana Blvd., Room 136, Honolulu, HI 96813-2498; Telephone No. 586-4700. This shall be considered incidental to the various contract items and will not be paid for separately.
9. The Contractor shall indemnify and be solely responsible for the protection of adjacent properties, utilities and existing structures from damages due to construction. Repairing any damage shall be at the Contractor's own expense, to the satisfaction of the Engineer.
10. Existing drainage system will be functional at all times during construction. The Contractor shall furnish materials, equipment, labor, tools and incidentals necessary to maintain flow. This work shall be considered incidental to any culvert work or the various contract items and will not be paid for separately.
11. Earth swale shall be graded to drain. This work shall be considered incidental to various contract items.
12. Smooth riding connections shall be constructed at all limits of project, including the beginning and end of project, con-

- necting approaches, side streets, walkways and driveways as shown on the plans and/or as directed by the Engineer. This work shall be considered incidental to asphalt concrete and will not be paid for separately.
13. The Contractor shall clean and remove any accumulation of aggregates along the roadside within 10 feet of the edge of pavement. This work shall be considered incidental to bulk of work or the various contract items and will not be paid for separately.
14. Removal and disposal of existing curb and gutter, curb, sidewalk and asphalt concrete pavement, curb, sidewalk and any debris shall be considered incidental to their respective bid items.
15. All saw cutting work shall be considered incidental to Roadway Excavation or Asphalt Concrete or Various Contract Items or their respective bid items.
16. Prior to placement of new aggregate subbase course, the existing subbase shall be compacted to a relative compaction greater than or equal to 95%.
17. The top of the Plant Mix Glassphalt Concrete Base Course prior to placement of the new A.C. Pavement, Mix No. IV shall comply with the ten-foot straight edge requirement. The variation of the surface from a straight edge with two contacts with the surface, shall not exceed 3/16."
18. Concrete sidewalk shall be reinforced with 6x6 W1.4xW1.4 welded wire fabric.
19. Dressing of sidewalk shall consist of clearing and grubbing, grading, reshaping and compacting with suitable material the area adjacent to the improvement as shown on the plans and/or as directed by the Engineer and shall be considered incidental to Sidewalk.
20. All curbing angle points within the curb ramps shall be rounded with R=6."
21. All guardrail post shall be 8.0 feet long. (Normal length is 6.0 feet. Designer should evaluate for guardrail post length.)
22. The Contractor shall provide and maintain for access to and from all existing driveways, sidewalks and ADA access routes, and side streets and cross streets at all times. This work shall be considered incidental to curb ramps, or sidewalk, or the various contract items and will not be paid for separately.
23. The Contractor shall provide and maintain a temporary pedestrian-safe and easily accessible route or detour with barricades in or near the work zone. This temporary route or detour shall be paved at least an inch of Asphalt Concrete Pavement, Mix No V or steel and/or wood planks and shall be American With Disabilities Act (ADA) compliant [This is only applicable if existing surface is dirt and/or if existing surface is non-ADA compliant.]. This work shall be incidental to curb ramps, or sidewalk, or the various contract items and will not be paid for separately.
24. Provide smooth transition where new sidewalk construction meets the existing grade or sidewalk. Transition shall not be steeper than 2% cross and longitudinal slopes and not less 6.0 feet long or as specified on the plans. This work shall be considered incidental to curb ramps, or sidewalk, or the various contract items and will not be paid for separately.

25. The Contractor shall remove and dispose of all existing raised pavement markers, thermoplastic line markings, traffic tapes, and epoxy adhesives prior to the overlaying of Asphalt Concrete. This work shall be considered incidental to Asphalt Concrete Pavement, Mix No. IV and will not be paid for separately.
26. No material and/or equipment shall be stockpiled or otherwise stored within the highway right-of-way except at locations designed in writing and approved by the Engineer.

LEGEND

	Reconstruction Areas		Existing Sewer Line
	Leveling Areas		New 12" Sewer Line
	Cold Planing Areas		Existing Sewer Manhole
	Resurfacing Limits		Adjusted Sewer MH Frame/Cover
	Existing Electrical Line		New Sewer Manhole
	New Electrical Line		Existing 6" Gas Line
	Existing Joint Pole		New 6" Gas Line
	Existing Power Pole		Existing Gas Valve Box
	Existing Electric Manhole		Adjusted Gas Valve Box
	Adjusted Elec. MH Frame/Cover		New Gas Valve Box
	New Electric Manhole		Existing Gas Manhole
	Existing Telephone Line		Adjusted Gas MH Frame/Cover
	New Telephone Line		New Gas Manhole
	Existing Telephone Pole		Existing Monument
	Existing Telephone Manhole		Adjusted Monument
	Adjusted Tele. MH Frame/Cover		New Monument
	New Telephone Manhole		Existing 24" Drain Line
	Existing Signal Corps Line		New 24 " RCP Drain Line
	New Signal Corps Line		Existing Storm Drain Manhole
	Existing TV Cable		Adjusted Storm Drain MH Frame/Cover
	New TV Cable		New Storm Drain Manhole
	Existing Sandwich Isles Communication Line		Existing Grated Drop Inlet
	Existing 12" Water Line		Existing Catch Basin
	New 12" Water Line		Existing Traffic Sign
	Existing Water Manhole		Existing Highway Lighting Standard
	Adjusted Water MH Frame/Cover		Existing Highway Lighting Pullbox
	New Water Manhole		Existing Traffic Signal Pole
	Existing Water Air Valve		New Traffic Signal Pole
	Adjusted Water Air Valve		Existing Traffic Signal Pullbox
	New Water Air Valve		New Traffic Signal Pullbox
	Existing Water Valve Box		Adjusted Traffic Signal Pullbox
	Adjusted Water Valve Box		New Traffic Signal Pullbox
	New Water Valve Box		Existing Metal Guardrail
	Existing Water Meter		New Metal Guardrail
	Adjusted Water Meter		
	New Water Meter		
	Existing Fire Hydrant		
	New Fire Hydrant		

STATE OF HAWAII  
DEPARTMENT OF TRANSPORTATION  
HIGHWAYS DIVISION  
**GENERAL NOTES & LEGEND**  
HAWAII BELT ROAD  
GUARDRAIL AND SHOULDER IMPROVEMENTS  
Paauhau Road to Papalele Road and Various Locations  
Federal Aid Project No. NH-019-1(37)  
Date: March, 2007  
SHEET No. 1 OF 1 SHEETS

ORIGINAL PLAN	SURVEY PLOTTED BY	DATE
NOTE BOOK	DRAWN BY	
DESIGNED BY	CHECKED BY	
NO. 1001		