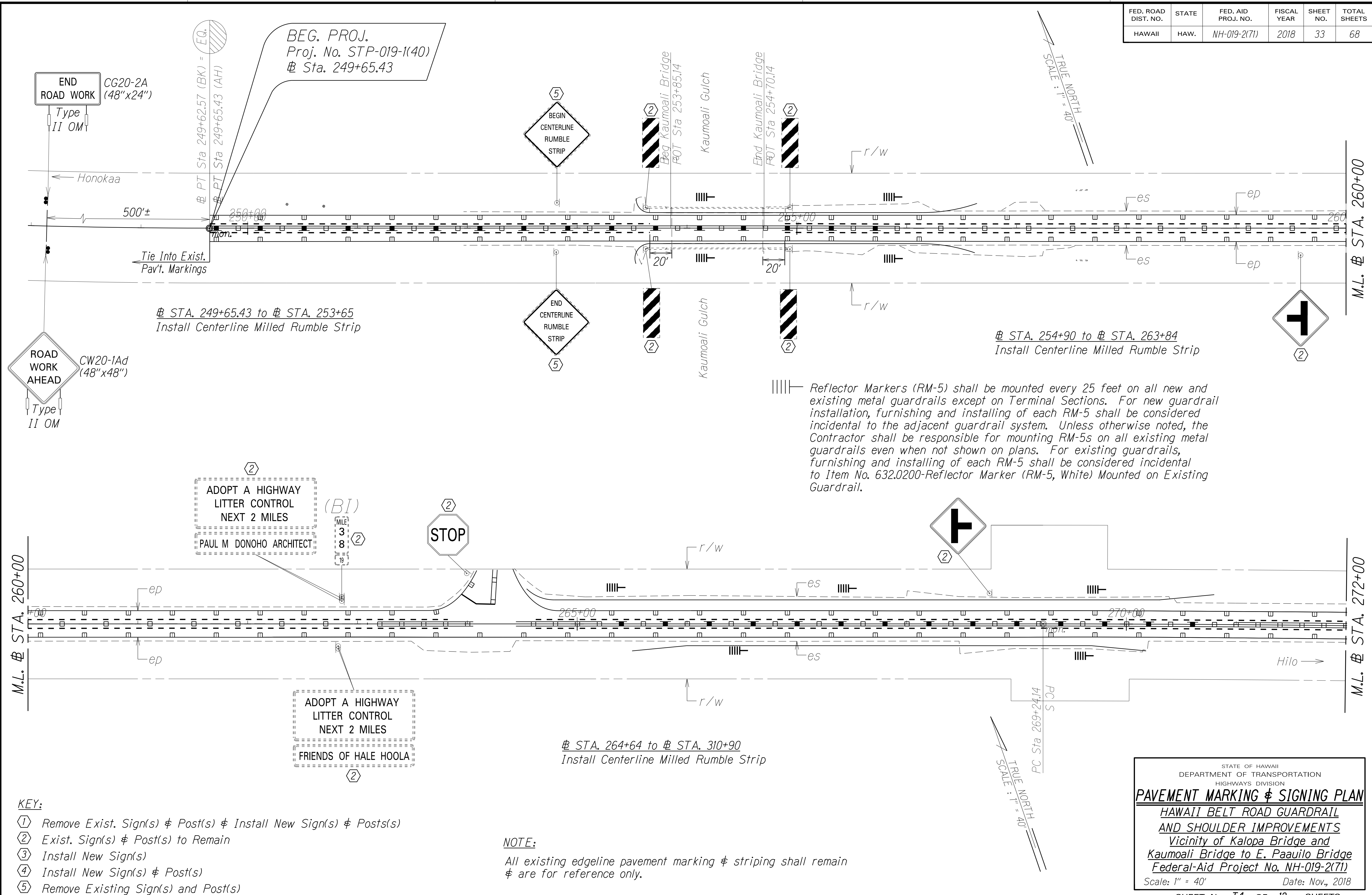


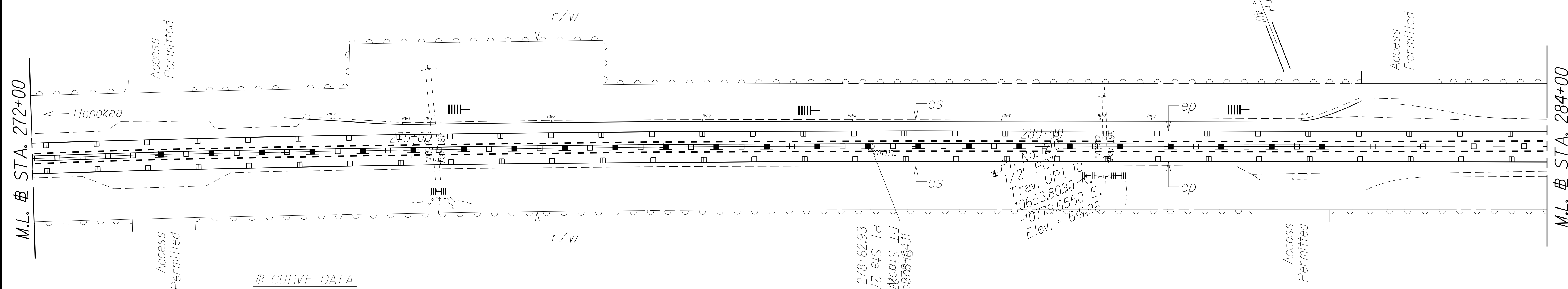
FED. ROAD DIST. NO.	STATE	FED. AID PROJ. NO.	FISCAL YEAR	SHEET NO.	TOTAL SHEETS
HAWAII	HAW.	NH-019-2(71)	2018	33	68



ORIGINAL PLAN	SURVEY PLOTTED BY	DATE
NOTE BOOK	DRAWN BY	
TRACED BY	DESIGNED BY	
INSTRUMENT	CHECKED BY	

FED. ROAD DIST. NO.	STATE	FED. AID PROJ. NO.	FISCAL YEAR	SHEET NO.	TOTAL SHEETS
HAWAII	HAW.	NH-019-2(71)	2018	34	68

TRUE NORTH
SCALE: 1" = 40'

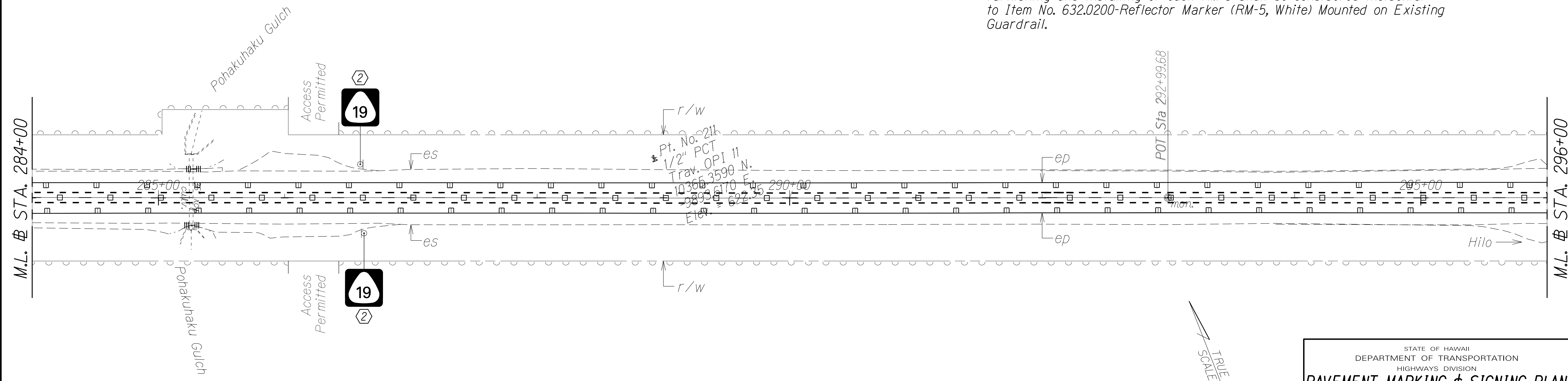


CURVE DATA

Δ = 2°21'20.00"
D = 0°15'03.29"
R = 22834.8117
T = 469.4608
C = 938.7232
Lc = 938.7893

From STA. 264+64 to STA. 310+90
Install Centerline Milled Rumble Strip

|||— Reflector Markers (RM-5) shall be mounted every 25 feet on all new and existing metal guardrails except on Terminal Sections. For new guardrail installation, furnishing and installing of each RM-5 shall be considered incidental to the adjacent guardrail system. Unless otherwise noted, the Contractor shall be responsible for mounting RM-5s on all existing metal guardrails even when not shown on plans. For existing guardrails, furnishing and installing of each RM-5 shall be considered incidental to Item No. 632.0200-Reflector Marker (RM-5, White) Mounted on Existing Guardrail.



- KEY:**
- ① Remove Exist. Sign(s) & Post(s) & Install New Sign(s) & Posts(s)
 - ② Exist. Sign(s) & Post(s) to Remain
 - ③ Install New Sign(s)
 - ④ Install New Sign(s) & Post(s)
 - ⑤ Remove Existing Sign(s) and Post(s)

NOTE:
All existing edgeline pavement marking & striping shall remain & are for reference only.

TRUE NORTH
SCALE: 1" = 40'

ORIGINAL PLAN	SURVEY PLOTTED BY	DATE
DESIGNED BY	DRAWN BY	
CHECKED BY	TRACED BY	
	NOTED BY	
	CHECKED BY	

STATE OF HAWAII
DEPARTMENT OF TRANSPORTATION
HIGHWAYS DIVISION

PAVEMENT MARKING & SIGNING PLAN

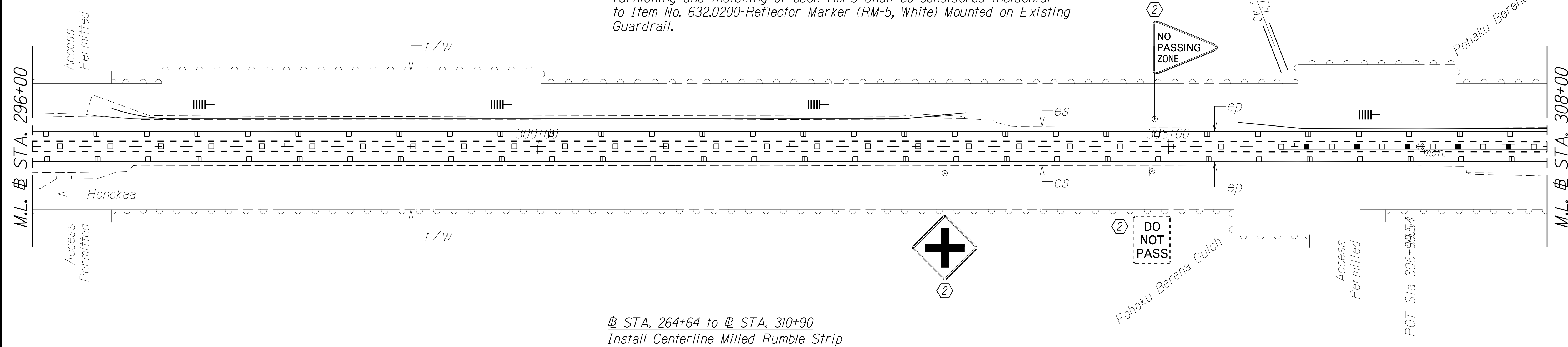
HAWAII BELT ROAD GUARDRAIL AND SHOULDER IMPROVEMENTS
Vicinity of Kalopa Bridge and Kaunaloa Bridge to E. Paaulo Bridge
Federal-Aid Project No. NH-019-2(71)

Scale: 1" = 40' Date: Nov., 2018

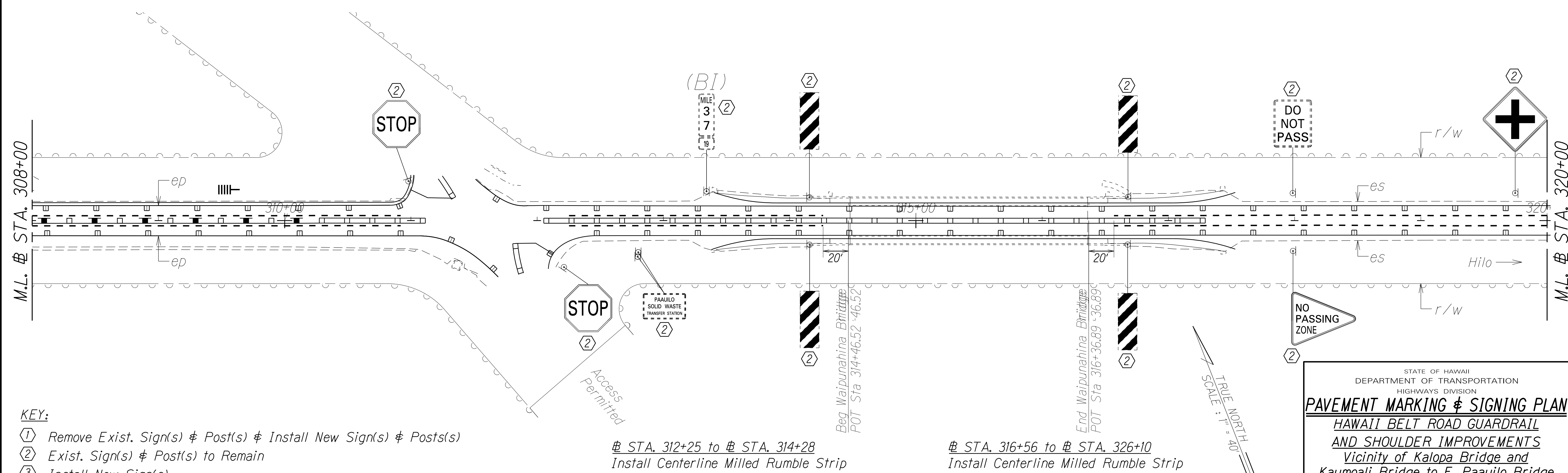
SHEET No. T5 OF 12 SHEETS

FED. ROAD DIST. NO.	STATE	FED. AID PROJ. NO.	FISCAL YEAR	SHEET NO.	TOTAL SHEETS
HAWAII	HAW.	NH-019-2(71)	2018	35	68

|||— Reflector Markers (RM-5) shall be mounted every 25 feet on all new and existing metal guardrails except on Terminal Sections. For new guardrail installation, furnishing and installing of each RM-5 shall be considered incidental to the adjacent guardrail system. Unless otherwise noted, the Contractor shall be responsible for mounting RM-5s on all existing metal guardrails even when not shown on plans. For existing guardrails, furnishing and installing of each RM-5 shall be considered incidental to Item No. 632.0200-Reflector Marker (RM-5, White) Mounted on Existing Guardrail.



± STA. 264+64 to ± STA. 310+90
Install Centerline Milled Rumble Strip



± STA. 312+25 to ± STA. 314+28
Install Centerline Milled Rumble Strip

± STA. 316+56 to ± STA. 326+10
Install Centerline Milled Rumble Strip

- KEY:**
- ① Remove Exist. Sign(s) & Post(s) & Install New Sign(s) & Posts(s)
 - ② Exist. Sign(s) & Post(s) to Remain
 - ③ Install New Sign(s)
 - ④ Install New Sign(s) & Post(s)
 - ⑤ Remove Existing Sign(s) and Post(s)

NOTE:
All existing edgeline pavement marking & striping shall remain & are for reference only.

SURVEY PLOTTED BY	DATE
DRAWN BY	
DESIGNED BY	
CHECKED BY	
NOTE BOOK	
NO.	

STATE OF HAWAII
DEPARTMENT OF TRANSPORTATION
HIGHWAYS DIVISION

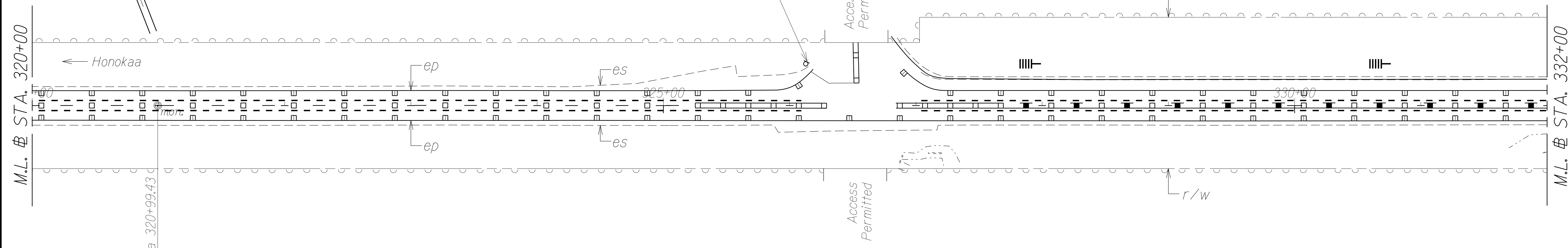
PAVEMENT MARKING & SIGNING PLAN
HAWAII BELT ROAD GUARDRAIL AND SHOULDER IMPROVEMENTS
Vicinity of Kalopa Bridge and Kaunaloa Bridge to E. Paaulo Bridge
Federal-Aid Project No. NH-019-2(71)
Scale: 1" = 40' Date: Nov., 2018

SHEET No. T6 OF 12 SHEETS

FED. ROAD DIST. NO.	STATE	FED. AID PROJ. NO.	FISCAL YEAR	SHEET NO.	TOTAL SHEETS
HAWAII	HAW.	NH-019-2(71)	2018	36	68

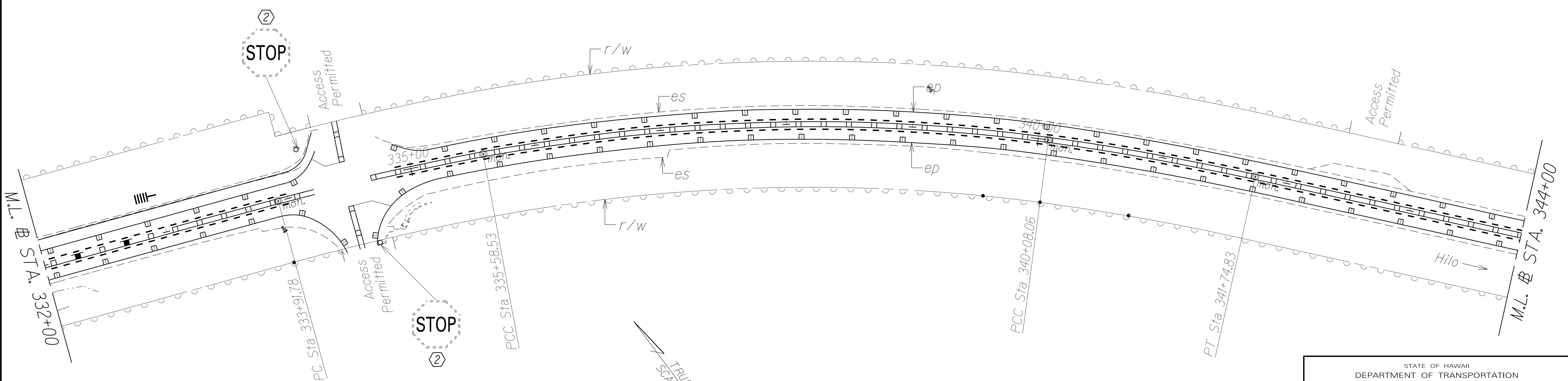
|||— Reflector Markers (RM-5) shall be mounted every 25 feet on all new and existing metal guardrails except on Terminal Sections. For new guardrail installation, furnishing and installing of each RM-5 shall be considered incidental to the adjacent guardrail system. Unless otherwise noted, the Contractor shall be responsible for mounting RM-5s on all existing metal guardrails even when not shown on plans. For existing guardrails, furnishing and installing of each RM-5 shall be considered incidental to Item No. 632.0200-Reflector Marker (RM-5, White) Mounted on Existing Guardrail.

TRUE NORTH
SCALE: 1" = 40'



± STA. 316+56 to ± STA. 326+10
Install Centerline Milled Rumble Strip

± STA. 327+20 to ± STA. 334+00
Install Centerline Milled Rumble Strip



± STA. 334+88 to ± STA. 346+15
Install Centerline Milled Rumble Strip

KEY:

- ① Remove Exist. Sign(s) & Post(s) & Install New Sign(s) & Posts(s)
- ② Exist. Sign(s) & Post(s) to Remain
- ③ Install New Sign(s)
- ④ Install New Sign(s) & Post(s)
- ⑤ Remove Existing Sign(s) and Post(s)

NOTE:

All existing edgeline pavement marking & striping shall remain & are for reference only.

TRUE NORTH
SCALE: 1" = 40'

ORIGINAL PLAN	SURVEY PLOTTED BY	DATE
NOTE BOOK	DRAWN BY	
	DESIGNED BY	
	CHECKED BY	

STATE OF HAWAII
DEPARTMENT OF TRANSPORTATION
HIGHWAYS DIVISION

PAVEMENT MARKING & SIGNING PLAN

HAWAII BELT ROAD GUARDRAIL
AND SHOULDER IMPROVEMENTS
Vicinity of Kalopa Bridge and
Kaumoali Bridge to E. Paaulo Bridge
Federal-Aid Project No. NH-019-2(71)

Scale: 1" = 40' Date: Nov., 2018

SHEET No. T7 OF 12 SHEETS

FED. ROAD DIST. NO.	STATE	FED. AID PROJ. NO.	FISCAL YEAR	SHEET NO.	TOTAL SHEETS
HAWAII	HAW.	NH-019-2(71)	2018	37	68

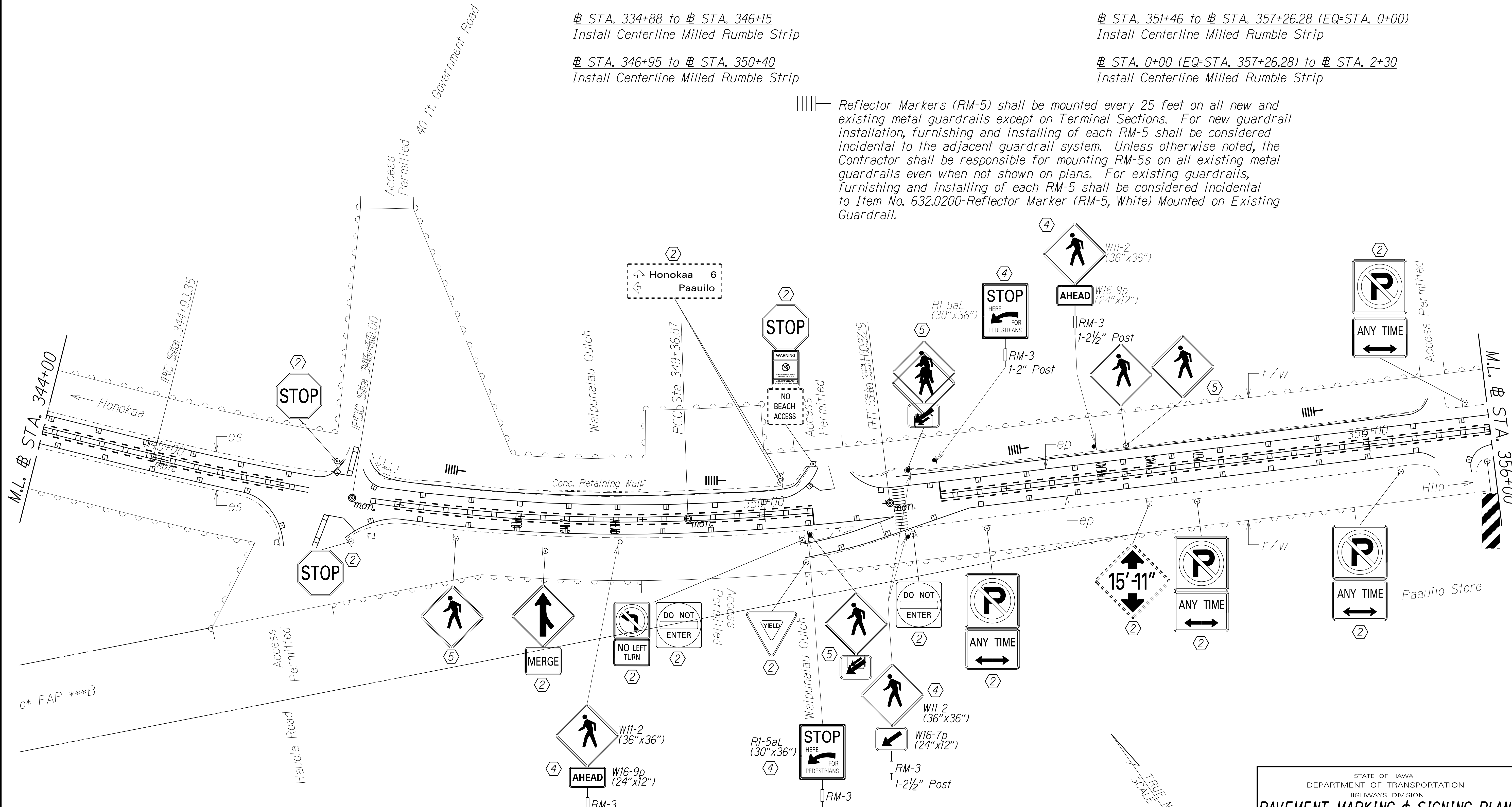
± STA. 334+88 to ± STA. 346+15
Install Centerline Milled Rumble Strip

± STA. 346+95 to ± STA. 350+40
Install Centerline Milled Rumble Strip

± STA. 351+46 to ± STA. 357+26.28 (EQ=STA. 0+00)
Install Centerline Milled Rumble Strip

± STA. 0+00 (EQ=STA. 357+26.28) to ± STA. 2+30
Install Centerline Milled Rumble Strip

|||— Reflector Markers (RM-5) shall be mounted every 25 feet on all new and existing metal guardrails except on Terminal Sections. For new guardrail installation, furnishing and installing of each RM-5 shall be considered incidental to the adjacent guardrail system. Unless otherwise noted, the Contractor shall be responsible for mounting RM-5s on all existing metal guardrails even when not shown on plans. For existing guardrails, furnishing and installing of each RM-5 shall be considered incidental to Item No. 632.0200-Reflector Marker (RM-5, White) Mounted on Existing Guardrail.



KEY:

- ① Remove Exist. Sign(s) & Post(s) & Install New Sign(s) & Posts(s)
- ② Exist. Sign(s) & Post(s) to Remain
- ③ Install New Sign(s)
- ④ Install New Sign(s) & Post(s)
- ⑤ Remove Existing Sign(s) and Post(s)

NOTE:

All existing edgeline pavement marking & striping shall remain & are for reference only.

SURVEY PLOTTED BY	DATE
DRAWN BY	
DESIGNED BY	
CHECKED BY	
ORIGINAL PLAN	
NOTE BOOK	
NO. 102/m	
NO. 04/11/15	

STATE OF HAWAII
DEPARTMENT OF TRANSPORTATION
HIGHWAYS DIVISION

PAVEMENT MARKING & SIGNING PLAN

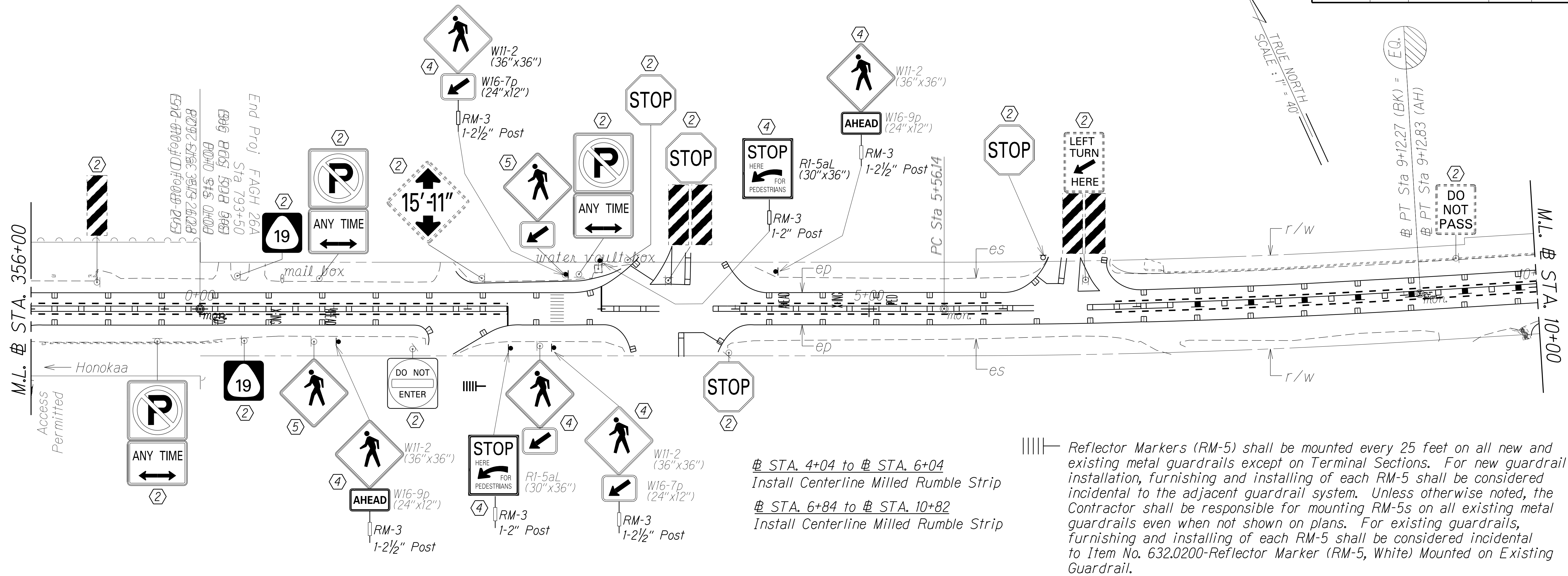
**HAWAII BELT ROAD GUARDRAIL
AND SHOULDER IMPROVEMENTS**
Vicinity of Kalopa Bridge and
Kaunaloa Bridge to E. Paauilo Bridge
Federal-Aid Project No. NH-019-2(71)

Scale: 1" = 40' Date: Nov., 2018

SHEET No. T8 OF 12 SHEETS

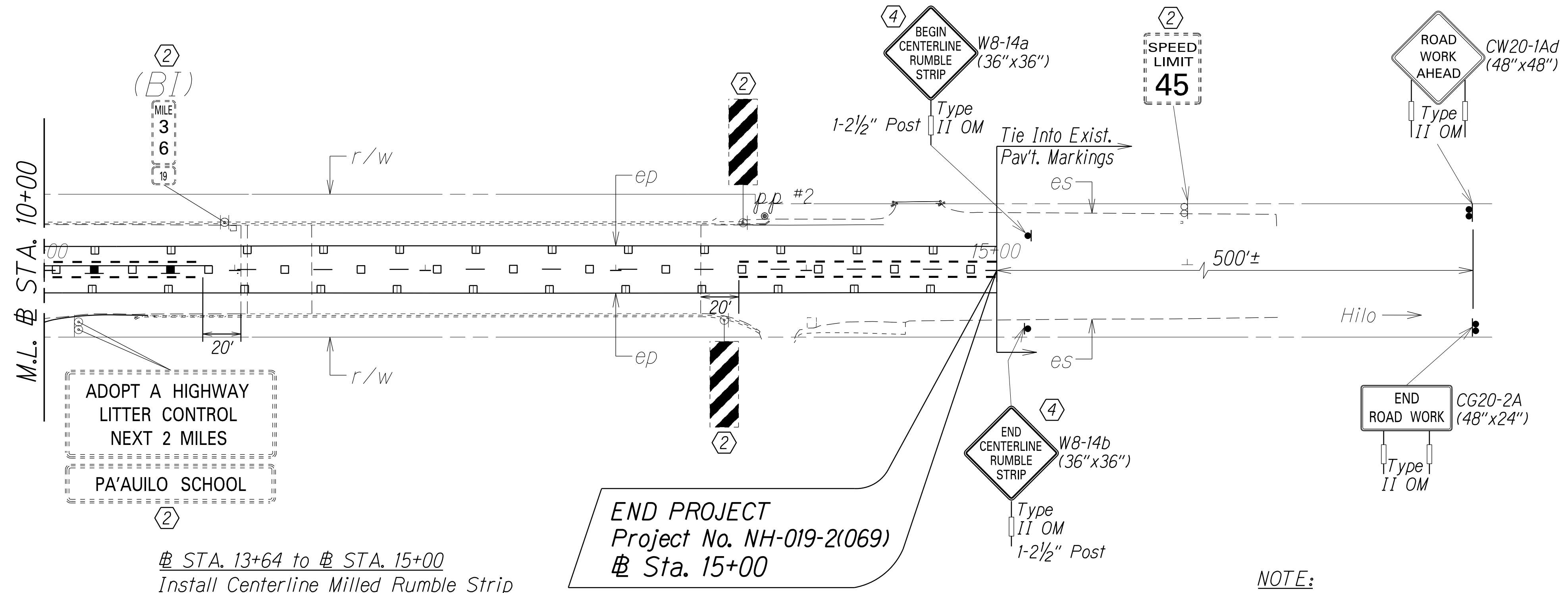
STA. 0+00 (EQ=STA. 357+26.28) to # STA. 2+30
Install Centerline Milled Rumble Strip

FED. ROAD DIST. NO.	STATE	FED. AID PROJ. NO.	FISCAL YEAR	SHEET NO.	TOTAL SHEETS
HAWAII	HAW.	NH-019-2(71)	2018	38	68



STA. 4+04 to # STA. 6+04
Install Centerline Milled Rumble Strip
STA. 6+84 to # STA. 10+82
Install Centerline Milled Rumble Strip

||| Reflector Markers (RM-5) shall be mounted every 25 feet on all new and existing metal guardrails except on Terminal Sections. For new guardrail installation, furnishing and installing of each RM-5 shall be considered incidental to the adjacent guardrail system. Unless otherwise noted, the Contractor shall be responsible for mounting RM-5s on all existing metal guardrails even when not shown on plans. For existing guardrails, furnishing and installing of each RM-5 shall be considered incidental to Item No. 632.0200-Reflector Marker (RM-5, White) Mounted on Existing Guardrail.



- KEY:**
- ① Remove Exist. Sign(s) & Post(s) & Install New Sign(s) & Posts(s)
 - ② Exist. Sign(s) & Post(s) to Remain
 - ③ Install New Sign(s)
 - ④ Install New Sign(s) & Post(s)
 - ⑤ Remove Existing Sign(s) and Post(s)

STA. 13+64 to # STA. 15+00
Install Centerline Milled Rumble Strip

END PROJECT
Project No. NH-019-2(069)
Sta. 15+00

NOTE:
All existing edgeline pavement marking & striping shall remain & are for reference only.

SURVEY PLOTTED BY	DATE
ORIGINAL PLAN	
DRAWN BY	
DESIGNED BY	
CHECKED BY	
DATE	

STATE OF HAWAII
DEPARTMENT OF TRANSPORTATION
HIGHWAYS DIVISION

PAVEMENT MARKING & SIGNING PLAN

HAWAII BELT ROAD GUARDRAIL
AND SHOULDER IMPROVEMENTS
Vicinity of Kalopa Bridge and
Kaunaloa Bridge to E. Paauilo Bridge
Federal-Aid Project No. NH-019-2(71)

Scale: 1" = 40' Date: Nov., 2018

SHEET No. T9 OF 12 SHEETS