FED. ROAD DIST. NO.	STATE	PROJ. NO.	FISCAL YEAR	SHEET NO.	TOTAL SHEETS
HAWAII	HAW.	19L-01-73	1973	2	5

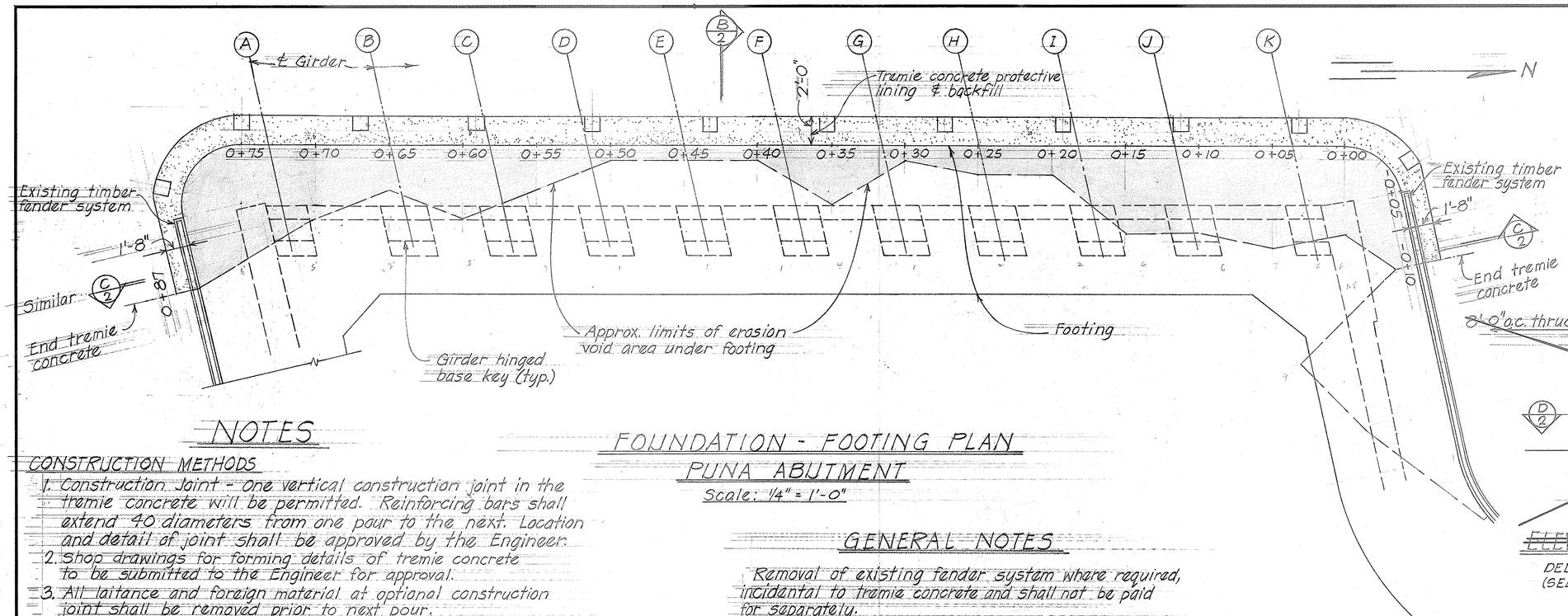

FOUNDATION - FOOTING PLAN
PUNA ABUTMENT
Scale: 1/4" = 1'-0"

ESTIMATED QUANTITIES	
Tremie Concrete (188 c.y.)	Lump Sum
Reinforcing Steel (4,900 lbs.)	Lump Sum
Anchors in 3" ~~Pound~~ drilled holes - Each	42 Each
Class A Concrete (1.0 c.y.)	Lump Sum

DELETED

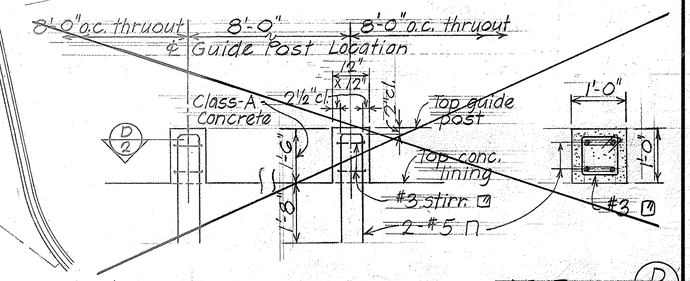

~~ELEVATION - GUIDE POST~~ ~~SECTION D/2~~

DELETED FROM CONTRACT BY C.C.O. #3
(SEE PAGE #5 FOR NEW TYPICAL)

NOTES

CONSTRUCTION METHODS

1. Construction Joint - one vertical construction joint in the tremie concrete will be permitted. Reinforcing bars shall extend 40 diameters from one pour to the next. Location and detail of joint shall be approved by the Engineer.
2. Shop drawings for forming details of tremie concrete to be submitted to the Engineer for approval.
3. All laitance and foreign material at optional construction joint shall be removed prior to next pour.
4. The Contractor's attention is directed to Subsection 107.13 Public Convenience and Safety of the Special Provisions.

MATERIALS

Tremie concrete - see Section 503 of Standard Specifications.
Tremie concrete shall have 8 sacks of cement per cu. yd. A retarder, plastiment or equal, shall be added at the rate of 4 fluid ounces per sack of cement. Air entrainment of 4% ± 1/2% shall be provided in the concrete.
Tremie concrete mix shall be approved by the Engineer.
See Section 601 of Standard Specifications for allowable slump.
Cement for tremie concrete shall be Type II.

~~Dowel Anchors~~
~~Dowel shall be in place in drilled hole before grouting. Grout shall be water-cement mixture composed of 5.3 gals. of water per bag of cement. A non-shrink admixture of Intraplast-N or approved equal shall be added to the grout at the rate of 1-pound (Intraplast-N) per bag of cement. For other approved admixtures, dosage shall be as recommended by the manufacturer. Cement shall be Type II.~~

DELETED FROM CONTRACT BY C.C.O. #3

GENERAL NOTES

Removal of existing fender system where required, incidental to tremie concrete and shall not be paid for separately.

Ground lines shown on sheets 3 and 4 were taken in July 1971. Volume of tremie concrete based on these ground lines will serve as basis for establishing tremie concrete unit price in case of design changes affecting this item.

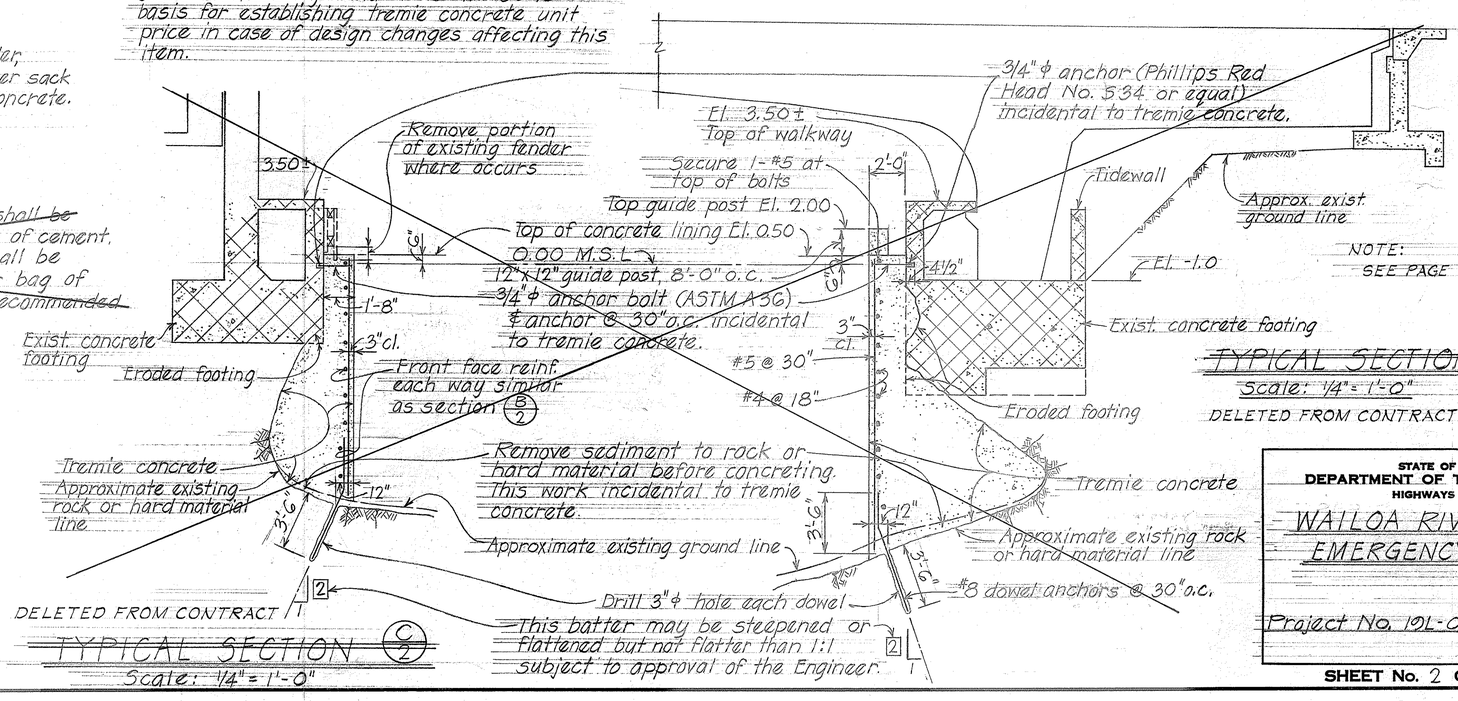

NOTE:
SEE PAGE #5

~~TYPICAL SECTION B/2~~
Scale: 1/4" = 1'-0"
DELETED FROM CONTRACT BY C.C.O. #3

DELETED FROM CONTRACT

~~TYPICAL SECTION C/2~~
Scale: 1/4" = 1'-0"

STATE OF HAWAII
DEPARTMENT OF TRANSPORTATION
HIGHWAYS DIVISION

WAILOA RIVER BRIDGE
EMERGENCY REPAIR

Project No. 19L-01-73

SHEET No. 2 OF 5 SHEETS

ORIGINAL PLAN	SURVEY PLOTTED BY	DATE
	DRAWN BY	
NOTE BOOK	TRACED BY	
	DESIGNED BY	
No.	QUANTITIES BY	
	CHECKED BY	

PRINTED ON NO. 1000H CLEARPRINT