| STATE | PROJECT NO. | FISCAL YEAR | SHEET NO. | TOTAL SHEETS |
|---|---|---|---|---|
| HAWAII | 19 BC 01-71 | 1972 | 88 | 118 |

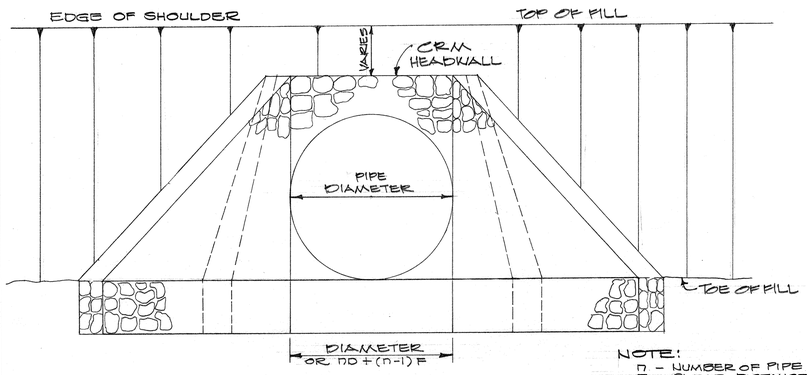


FRONT ELEVATION

NOTE:
n - NUMBER OF PIPE
F - CLEAR DISTANCE
SEE TABLE BELOW.

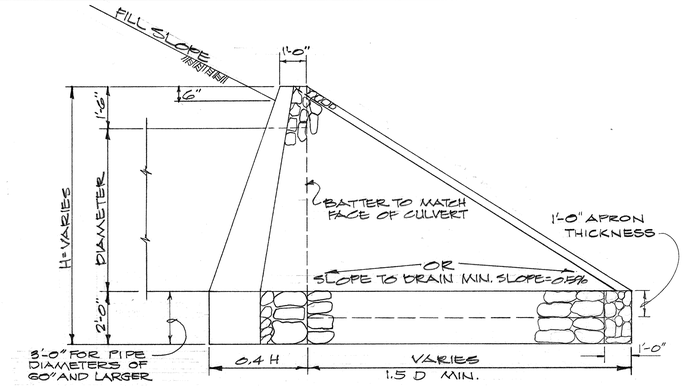


SIDE ELEVATION

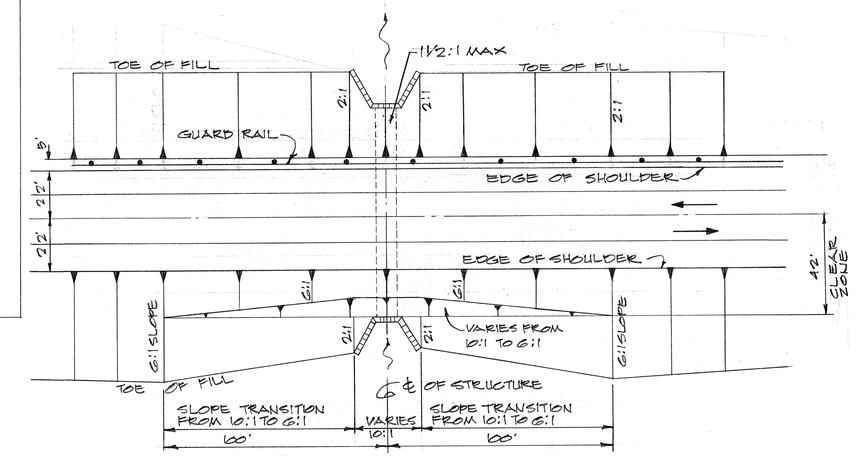


TYPICAL EMBANKMENT TRANSITION AT STRUCTURE LOCATION

NOT TO SCALE

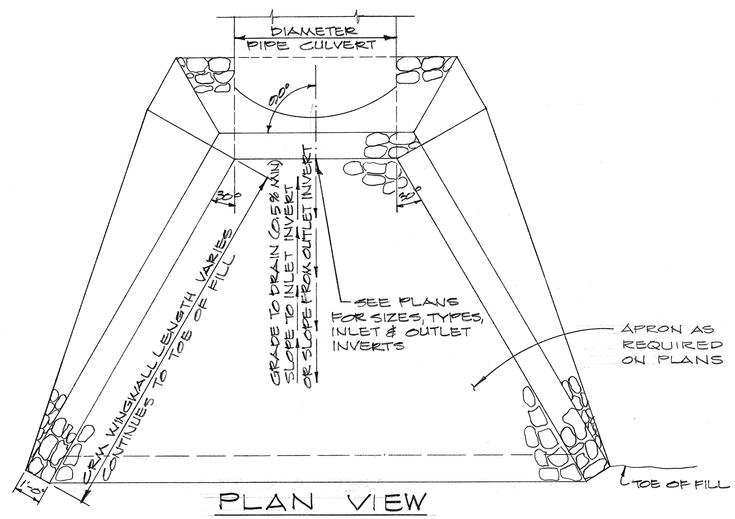


PLAN VIEW

DETAILS OF CRM INLET OR OUTLET STRUCTURES

SCALE : 1 IN. = 3/8 IN.

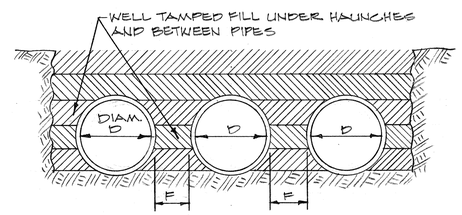


| PIPE DIAMETER (D) | MIN. DISTANCE (F) BETWEEN PIPE |
|---|---|
| 24 IN. TO 72 IN. | 1/2 DIAM. (D) IN. |
| 72 AND UP | 36 IN. |

DETAIL OF MULTIPLE PIPE INSTALLATIONS

NOT TO SCALE

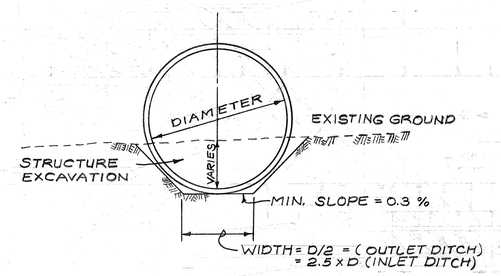


TYPICAL DITCH SECTION

NOT TO SCALE

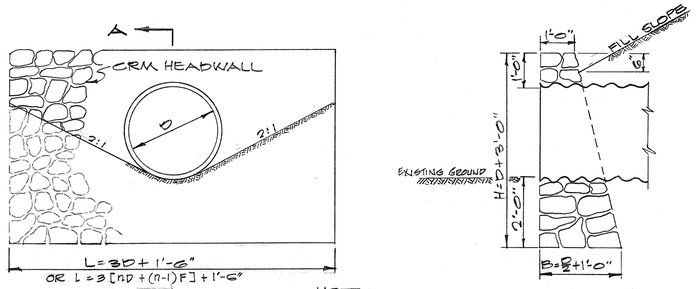


ELEVATION

NOTE:
n - NUMBER OF PIPE
F - CLEAR DISTANCE
SEE TABLE ABOVE.

SECTION A-A

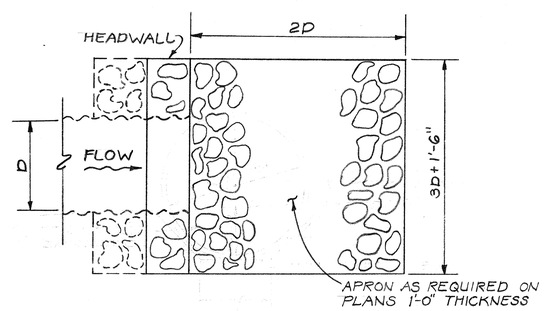


PLAN

DETAIL OF CRM HEADWALL

NOT TO SCALE

| ORIGINAL PLAN | | DATE |
|---|---|---|
| | SURVEY PLOTTED BY | |
| | DRAWN BY | " |
| | TRACED BY | " |
| NOTE BOOK | DESIGNED BY | " |
| | QUANTITIES BY | " |
| No. | CHECKED BY | " |

FRANK J. DOYLE
REGISTERED PROFESSIONAL ENGINEER
No. 2719
HAWAII, U.S.A.

THIS WORK WAS PREPARED BY ME OR UNDER MY SUPERVISION.
Signature

STATE OF HAWAII
DEPARTMENT OF TRANSPORTATION
HIGHWAYS DIVISION

MISC. DETAILS

KAILUA - KAWAIHAE ROAD
KE-AHOLE TO ANAEHOOMALU
PROJ. NO. 19 BC-01-71

SHEET No. / OF / SHEETS

88

PRINTED ON CLEARPRINT 1000-H