







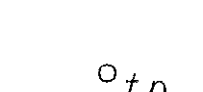

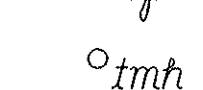
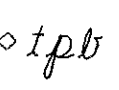

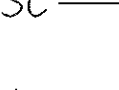
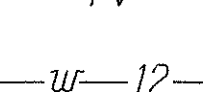

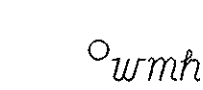




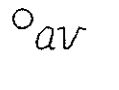







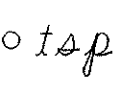
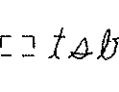
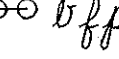





FED. ROAD DIST. NO.	STATE	PROJ. NO.	FISCAL YEAR	SHEET NO.	TOTAL SHEETS
HAWAII	HAW.	11E-01-02M	2002	4	37

LEGEND

	Reconstruction Areas		Existing Sewer Line
	Leveling Areas		New 12" Sewer Line
	Cold Planing Areas		Existing Sewer Manhole
	Resurfacing Limits		Adjusted Sewer MH Frame/Cover
	Existing Electrical Line		New Sewer Manhole
	New Electrical Line		Existing 6" Gas Line
	Existing Joint Pole		New 6" Gas Line
	Existing Power Pole		Existing Gas Valve Box
	Existing Electric Manhole		Adjusted Gas Valve Box
	Adjusted Elec. MH Frame/Cover		New Gas Valve Box
	New Electric Manhole		Existing Gas Manhole
	Existing Telephone Line		Adjusted Gas MH Frame/Cover
	New Telephone Line		New Gas Manhole
	Existing Telephone Pole		Existing Monument
	Existing Telephone Manhole		Adjusted Monument
	Existing Telephone Pullbox		New Monument
	Adjusted Tele. MH Frame/Cover		Existing 24" Drain Line
	New Telephone Manhole		New 24 " RCP Drain Line
	Existing Signal Corps Line		Existing Storm Drain Manhole
	New Signal Corps Line		Adjusted Storm Drain MH Frame/Cover
	Existing TV Cable		New Storm Drain Manhole
	New TV Cable		Existing Grated Drop Inlet
	Existing 12" Water Line		Existing Catch Basin
	New 12" Water Line		Existing Traffic Sign With 1 Post
	Existing Water Manhole		New Traffic Sign With 1 Post
	Adjusted Water MH Frame/Cover		Existing Traffic Sign With 2 Posts
	New Water Manhole		New Traffic Sign With 2 Posts
	Existing Water Air Valve		Existing Traffic Sign With 3 Posts
	Adjusted Water Air Valve		New Traffic Sign With 3 Posts
	New Water Air Valve		Existing Highway Lighting Standard
	Existing Water Valve Box		Existing Single Metal Guardrail
	Adjusted Water Valve Box		New Single Metal Guardrail
	New Water Valve Box		Existing Double Metal Guardrail
	Existing Water Meter		New Double Metal Guardrail
	Adjusted Water Meter		Existing Fence
	New Water Meter		New Fence
	Existing Fire Hydrant		Existing Traffic Signal Box
	New Fire Hydrant		Existing Traffic Signal Pole
	Existing Water Backflow Preventer		Existing Street Lamp Pullbox



= Existing Sign.
See Guardrail Notes,
Note 7, Sheet No. 3

STATE OF HAWAII
DEPARTMENT OF TRANSPORTATION
HIGHWAYS DIVISION
LEGEND
HAWAII BELT ROAD
GUARDRAIL & SHOULDER IMPROVEMENTS
VICINITY OF KAHUKU
PROJECT NO. 11E-01-02M
Scale: None Date: April, 2002
SHEET No. 1 OF 1 SHEETS