FED. ROAD DIST. NO.	STATE	FED. AID PROJ. NO.	FISCAL YEAR	SHEET NO.	TOTAL SHEETS
HAWAII	HAW.	STP-011-1(22)	1999	5	14

TRUE NORTH
SCALE: 1"=20'

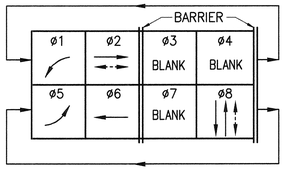

PHASE DIAGRAM

MODEL 170 CONTROLLER
MODEL 332A CABINET

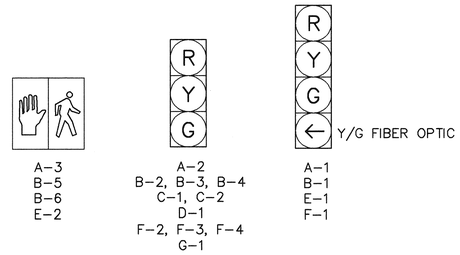

SIGNAL INDICATIONS

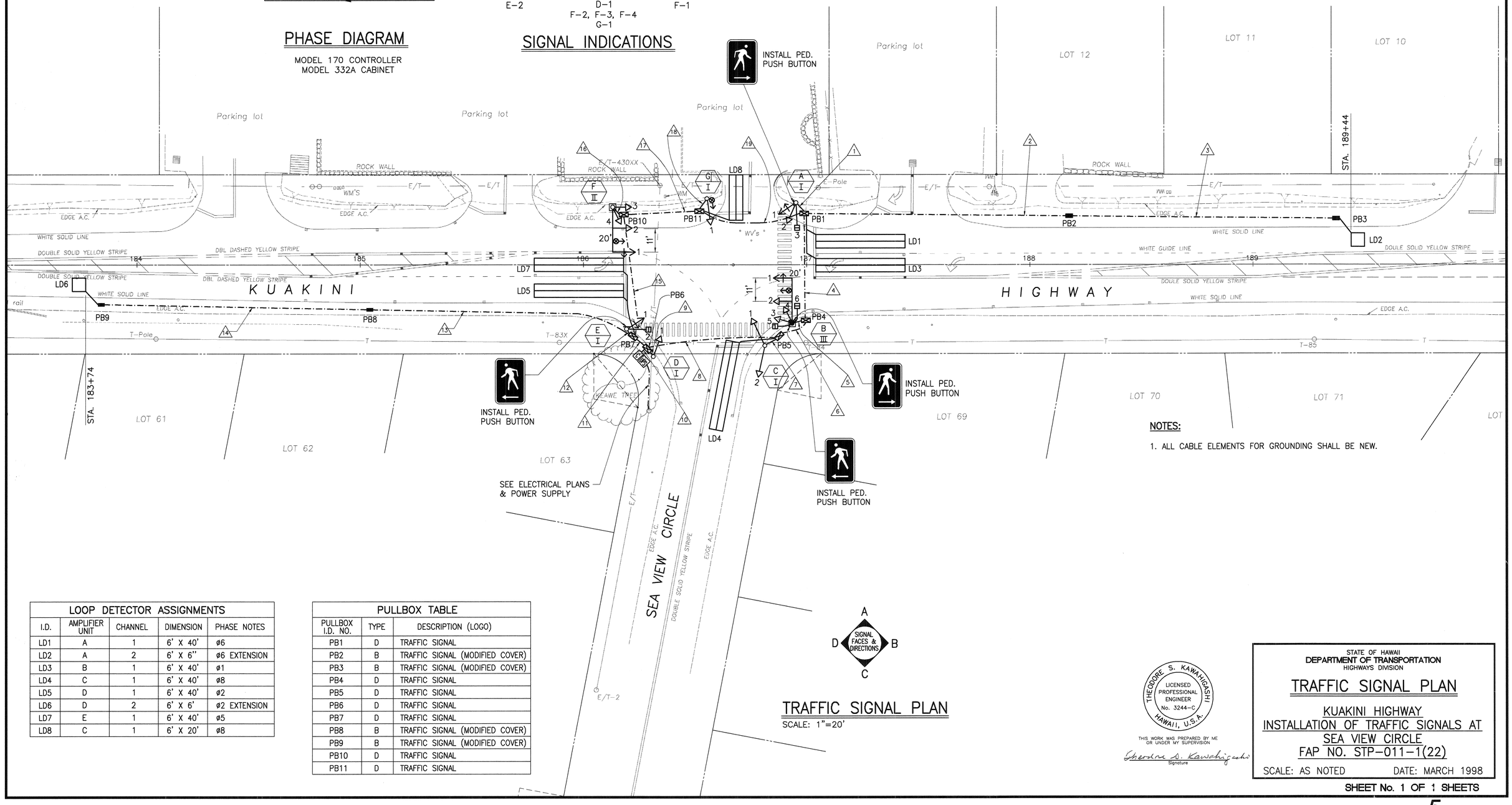

NOTES:

1. ALL CABLE ELEMENTS FOR GROUNDING SHALL BE NEW.

LOOP DETECTOR ASSIGNMENTS				
I.D.	AMPLIFIER UNIT	CHANNEL	DIMENSION	PHASE NOTES
LD1	A	1	6' X 40'	ø6
LD2	A	2	6' X 6''	ø6 EXTENSION
LD3	B	1	6' X 40'	ø1
LD4	C	1	6' X 40'	ø8
LD5	D	1	6' X 40'	ø2
LD6	D	2	6' X 6'	ø2 EXTENSION
LD7	E	1	6' X 40'	ø5
LD8	C	1	6' X 20'	ø8

PULLBOX TABLE		
PULLBOX I.D. NO.	TYPE	DESCRIPTION (LOGO)
PB1	D	TRAFFIC SIGNAL
PB2	B	TRAFFIC SIGNAL (MODIFIED COVER)
PB3	B	TRAFFIC SIGNAL (MODIFIED COVER)
PB4	D	TRAFFIC SIGNAL
PB5	D	TRAFFIC SIGNAL
PB6	D	TRAFFIC SIGNAL
PB7	D	TRAFFIC SIGNAL
PB8	B	TRAFFIC SIGNAL (MODIFIED COVER)
PB9	B	TRAFFIC SIGNAL (MODIFIED COVER)
PB10	D	TRAFFIC SIGNAL
PB11	D	TRAFFIC SIGNAL

TRAFFIC SIGNAL PLAN

SCALE: 1"=20'

THEODORE S. KAWAHIGASHI
LICENSED PROFESSIONAL ENGINEER
No. 3244-C
HAWAII, U.S.A.

THIS WORK WAS PREPARED BY ME OR UNDER MY SUPERVISION

Signature

STATE OF HAWAII
DEPARTMENT OF TRANSPORTATION
HIGHWAYS DIVISION

TRAFFIC SIGNAL PLAN

KUAKINI HIGHWAY
INSTALLATION OF TRAFFIC SIGNALS AT
SEA VIEW CIRCLE
FAP NO. STP-011-1(22)

SCALE: AS NOTED DATE: MARCH 1998

SHEET No. 1 OF 1 SHEETS

FN: 97-41\TS-PLAN.DWG
032798