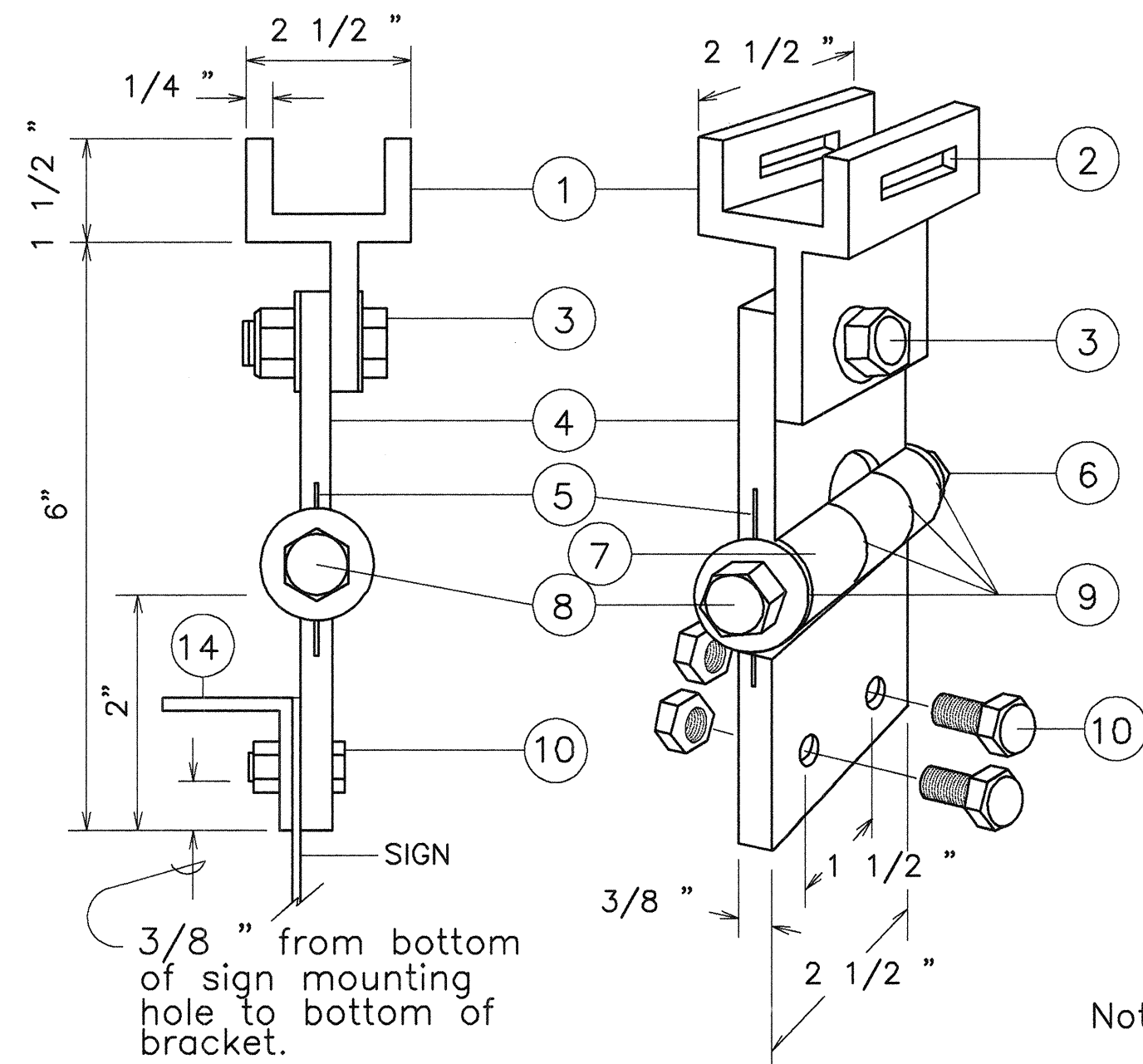


FED. ROAD DIST. NO.	STATE	FED. AID PROJ. NO.	FISCAL YEAR	SHEET NO.	TOTAL SHEETS
HAWAII	HAW.	STP-011-1(22)	1999	7	14

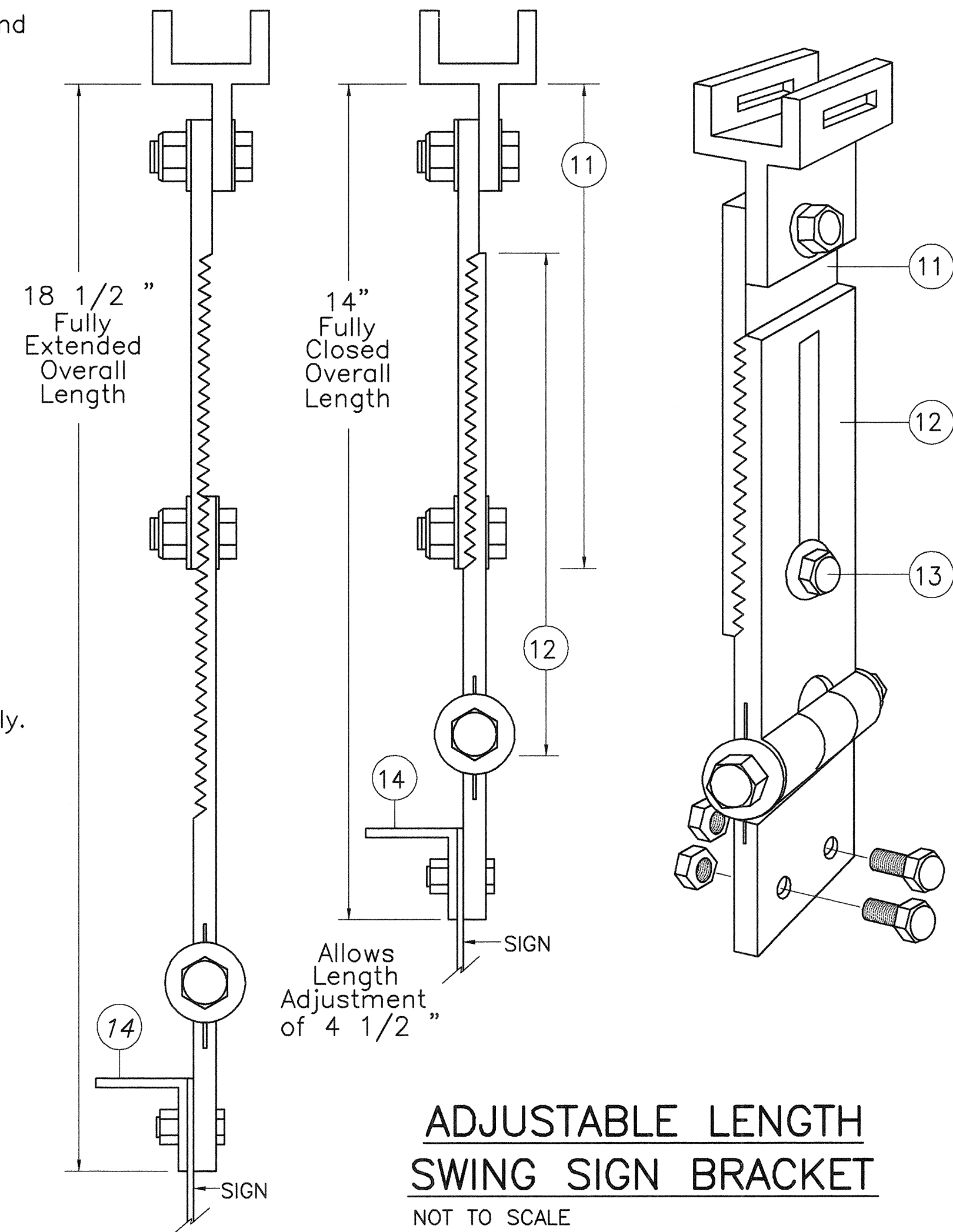


**FIXED LENGTH NON-ADJUSTABLE  
SWING SIGN BRACKET**  
NOT TO SCALE

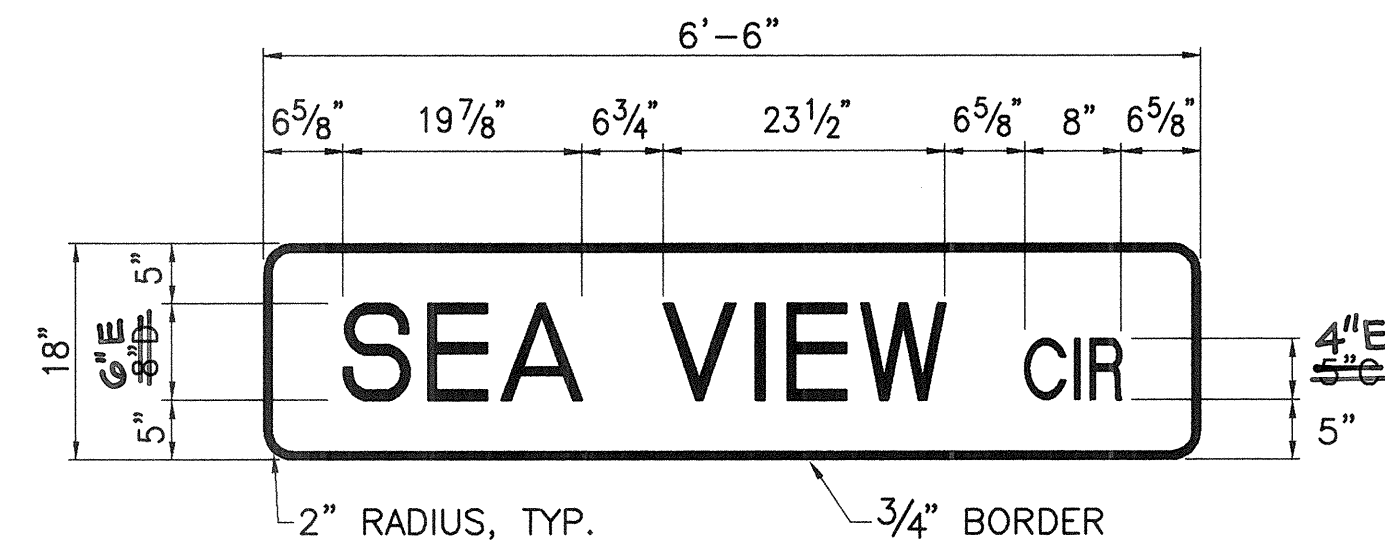
- ① Pivotal Upper Bracket
- ② 1 5/8 " x 1/4 " Slot for double strapping to electrolier mast arm. (M2G-34S(HD) .030" x 3/4 " Heavy Duty Stainless Steel Strap with M2G-34B(HD) Buckle recommended.)
- ③ 1/2 " - 13 x 1 1/2 " Stainless Steel Hex Head Bolt with Stainless Steel Hex Lock Nut and 1/16 " Stainless Steel Washer (both sides). Allows upper bracket to pivot and align with elec-trolier mast arm.
- ④ 6" Overall drop with Fixed Length Sign Bracket
- ⑤ Stainless Steel Dampener Spring (Removable)
- ⑥ Stainless Steel Hex Lock Nut with 1/16 " Stainless Steel Washer
- ⑦ 1" O.D. Axle Housing
- ⑧ 1/2 " - 13 x 4" Stainless Steel Hex Head Bolt with 1/16 " Stainless Steel Washer
- ⑨ Oilite Bushing
- ⑩ Sign Mounting Sets, consisting of two each 5/16 " - 18 x 1" Stainless Steel Hex Head Bolt with Stainless Steel Hex Lock Nut. Two holes on 1 1/2 " centers provide positive lock sign mounting to bracket.
- ⑪ 8 1/4 " overall length Upper Adjustable Sign Bracket section
- ⑫ 9" overall length Lower Adjustable Sign Bracket sec-tion, including Axle Housing (8" overall length to top of Axle Housing)
- ⑬ 1/2 " - 13 x 1 1/2 " Stainless Steel Hex Bolt with Stain-less Steel Hex Lock Nut and 1/16 " Stainless Steel Washers (both sides). Loosen lock nut, adjust bracket teeth to level sign.
- ⑭ 1 1/4 " x 1 1/4 " x 1/8 " Aluminum Angle

All Aluminum 6061T6 Alloy and Stainless Steel Components.

Note: Dimensions may vary slightly.



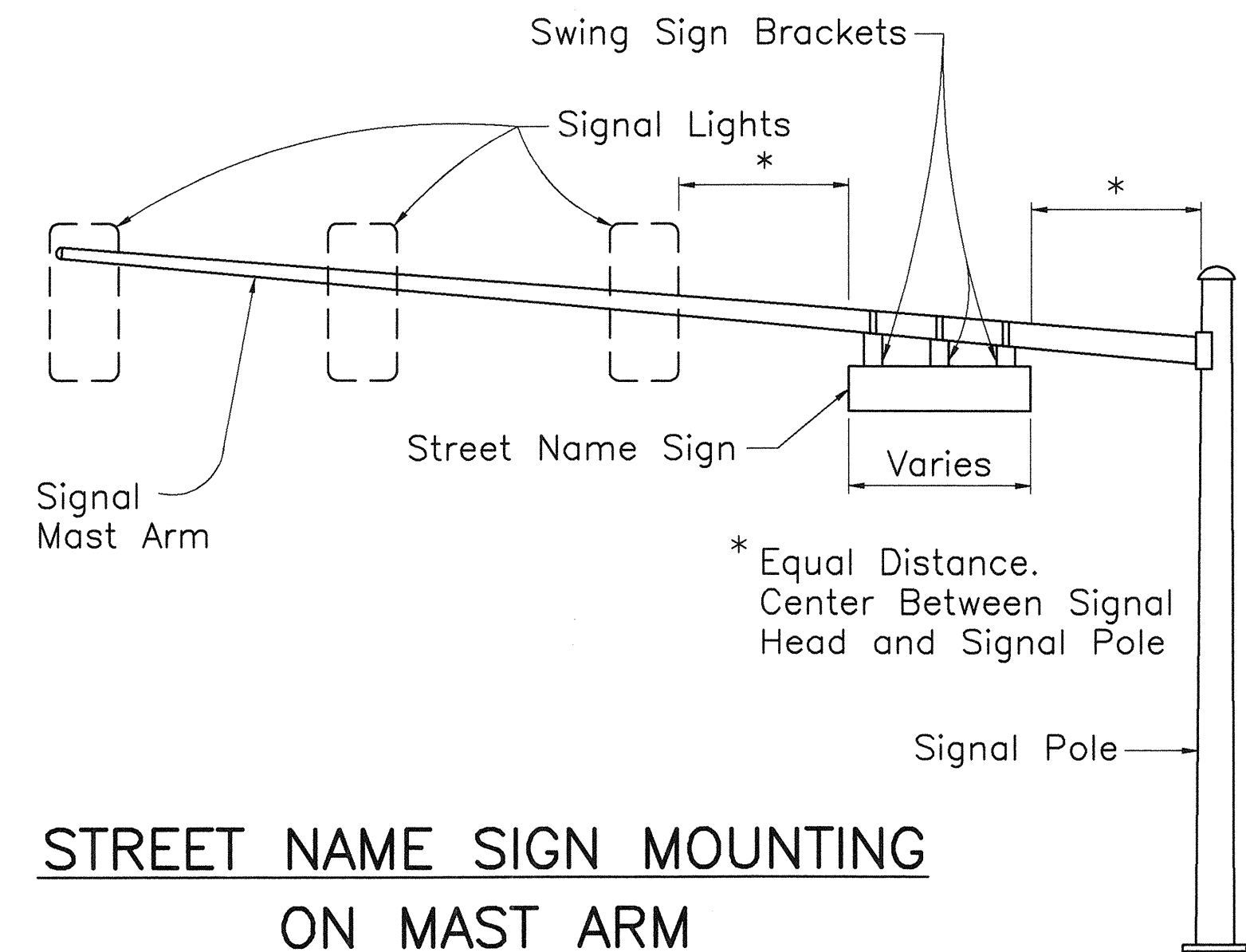
**ADJUSTABLE LENGTH  
SWING SIGN BRACKET**  
NOT TO SCALE



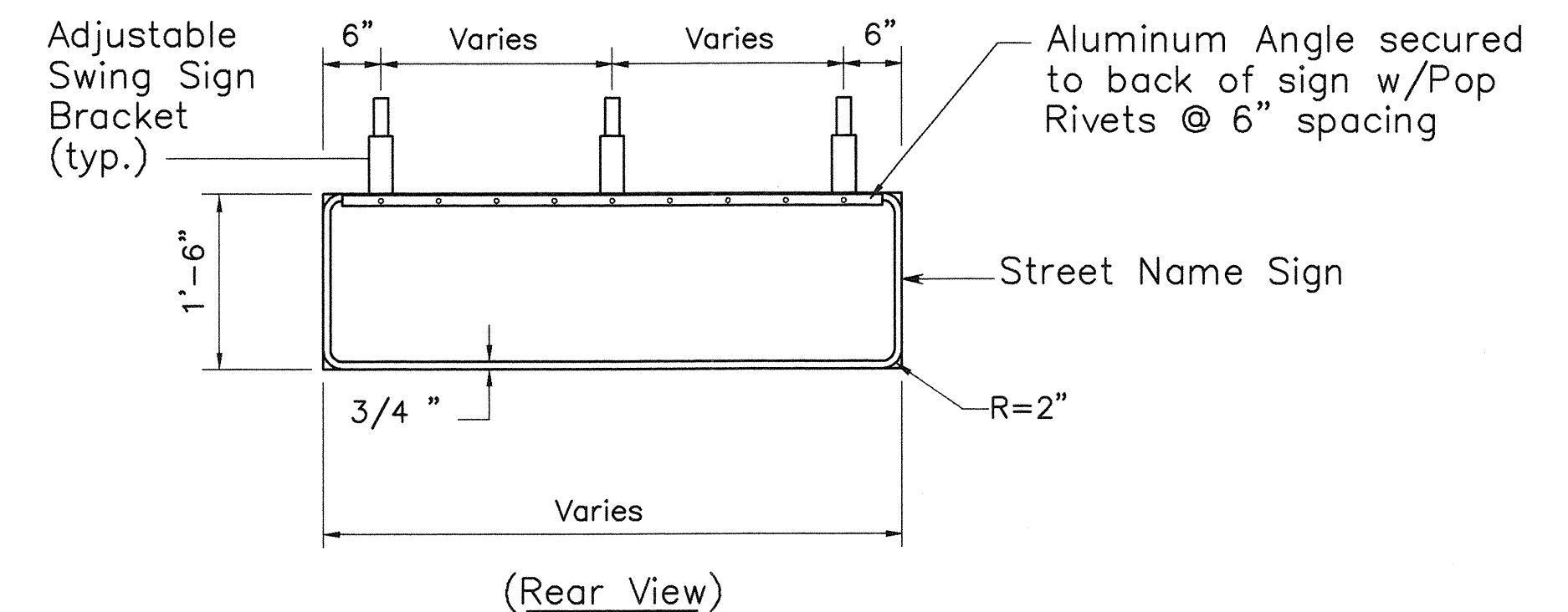
**STREET NAME SIGN DETAILS**  
NOT TO SCALE

**NOTES:**


1. Street name signs shall have white message and border on green background.
2. Provide the same message on both sides of each sign.
3. All sign faces shall be completely reflectorized with Type "B" reflective sheeting.
4. The sign shall be in conformance with the requirements of Section 712.20 of the Standard Specification.
5. Colors:  
Legend - White (Reflectorized)  
Background - Green (Reflectorized)
6. All signs shall conform to section 621 of the Standard Specifications and the latest editions and amendments of the following FHWA publications:  
a. "Manual on Uniform Traffic Control Devices for Streets and Highways" (MUTCD)  
b. "Standard Highway Signs"  
c. "Standard Alphabets for Highway Signs"



**STREET NAME SIGN MOUNTING  
ON MAST ARM**  
NOT TO SCALE



**PANEL & SWING BRACKET LAYOUT  
FOR STREET NAME SIGN**  
NOT TO SCALE



THIS WORK WAS PREPARED BY ME  
OR UNDER MY SUPERVISION  
*Theodore S. Kawahigashi*  
Signature

STATE OF HAWAII  
DEPARTMENT OF TRANSPORTATION  
HIGHWAYS DIVISION  
**SIGN MOUNTING DETAILS**  
  
KUAKINI HIGHWAY  
INSTALLATION OF TRAFFIC SIGNALS AT  
SEA VIEW CIRCLE  
FAP NO. STP-011-1(22)  
SCALE: AS NOTED      DATE: MARCH 1998  
  
SHEET No. 1 OF 1 SHEETS

7