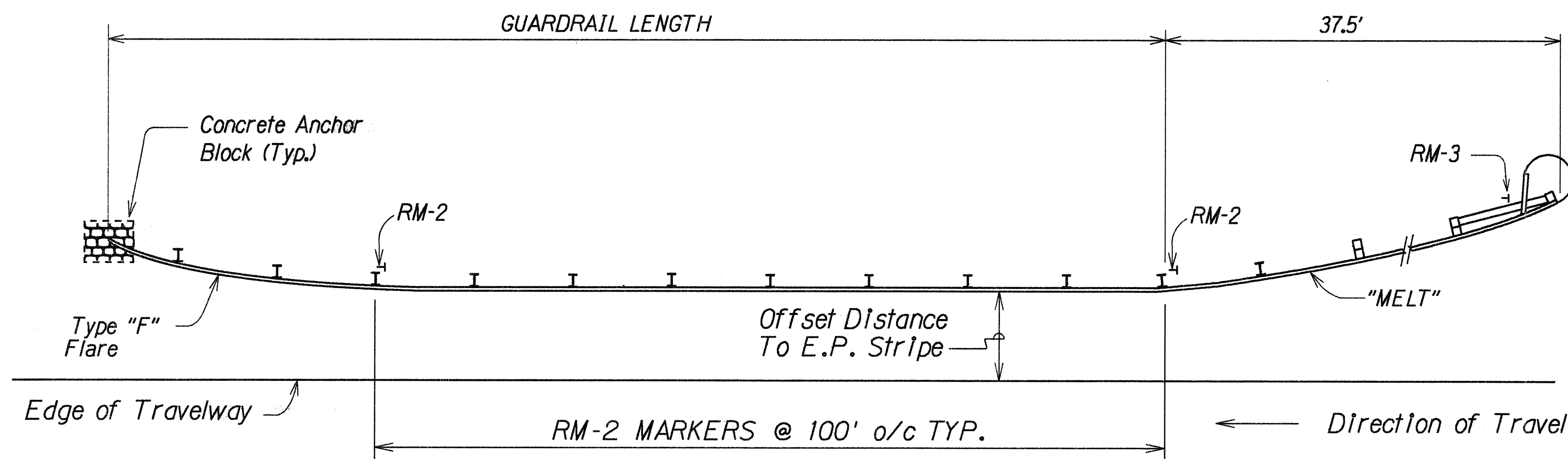


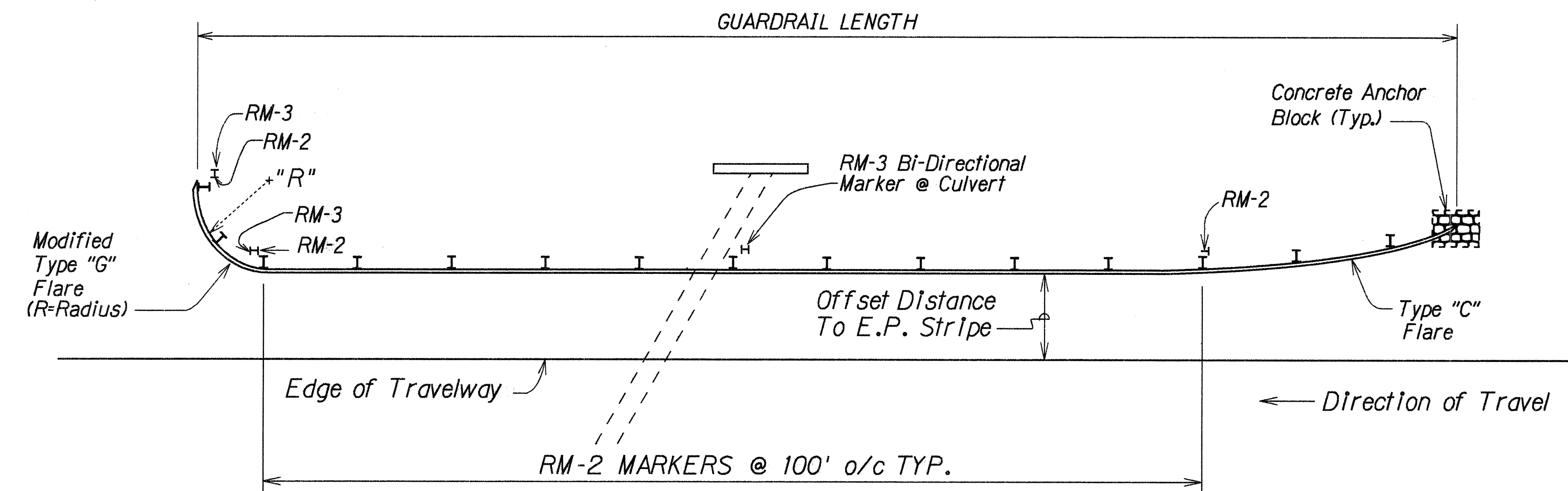
FED. ROAD DIST. NO.	STATE	FED. AID PROJ. NO.	FISCAL YEAR	SHEET NO.	TOTAL SHEETS
HAWAII	HAW.	NH-011-2(33)	1996	98	102

NOTES:

1. Reflector markers located behind guardrail shall be installed with steelposts. At all other locations reflector markers shall be installed with flexible delineator posts.
2. For New Guardrail Installation Schedules see Sheet 48 & 84 .
3. Linear feet of Guardrail length excludes 37.5 L.F. of M.E.L.T. and 50 L.F. of bridge end connection.
4. Stainless steel fasteners shall be used for all RM installations.
5. Exact location of reflector markers shall be determined in the field by the Engineer .
6. All guardrail sections shall be 12' - 6" in length, unless otherwise specified.



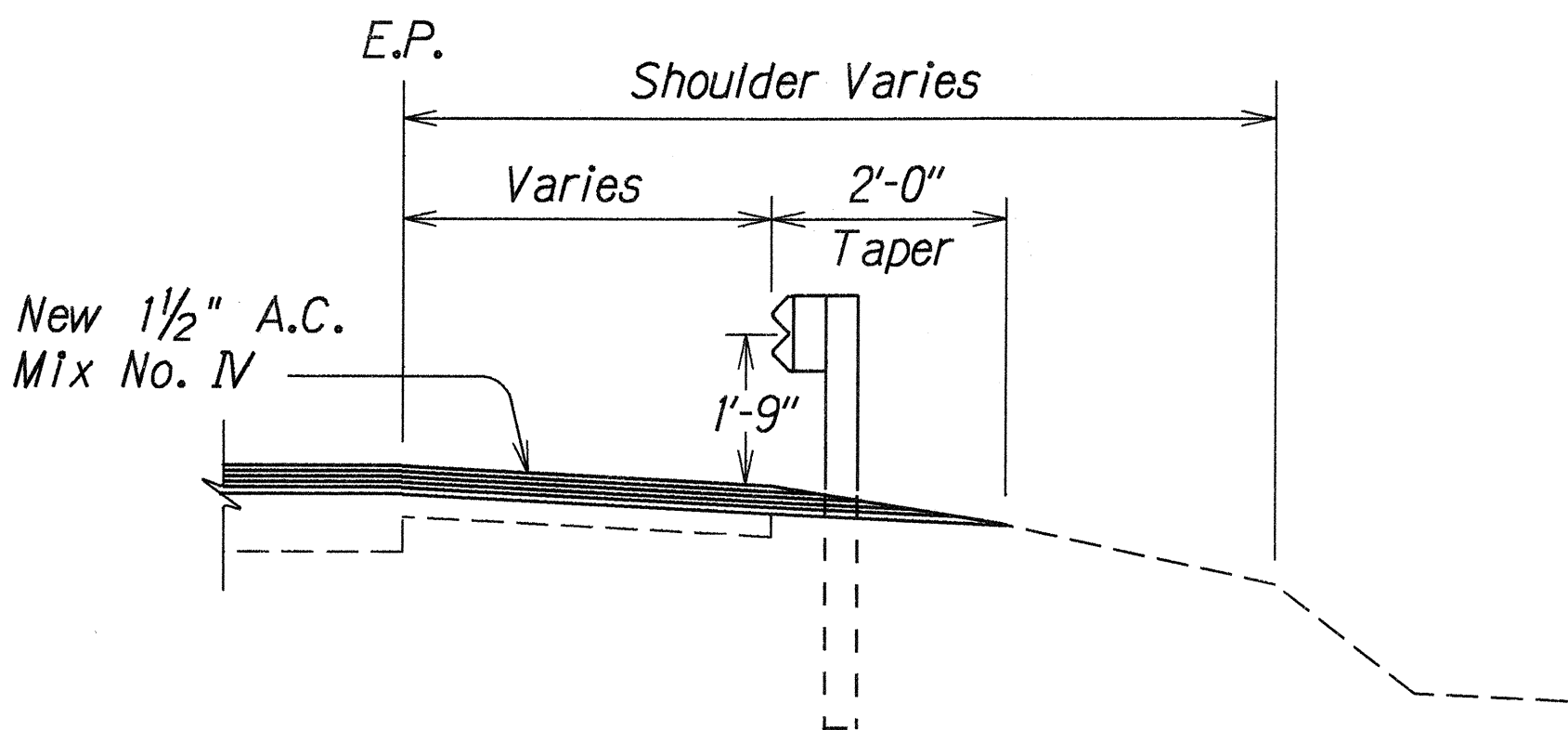
TYPICAL @ "MELT" & "F" END TREATMENT



TYPICAL @ MODIFIED "G" & "C" END TREATMENT

TYPICAL GUARDRAIL REFLECTOR MARKER INSTALLATION

Not To Scale



GUARDRAIL DETAIL
Not To Scale

ORIGINAL PLAN	DATE	7/96
DESIGNED BY	TRACED BY	
NOTED BY	DESIGNED BY	
QUANTITIES BY	QUANTITIES BY	
CHECKED BY	CHECKED BY	

STATE OF HAWAII
DEPARTMENT OF TRANSPORTATION
HIGHWAYS DIVISION

**GUARDRAIL DETAILS
AND NOTES**

KANOELEHUA AVENUE RESURFACING
F.A. PROJECT NO. NH-011-2(33)

Scale: As Shown
Date: April, 1996

SHEET No. 1 OF 1 SHEETS