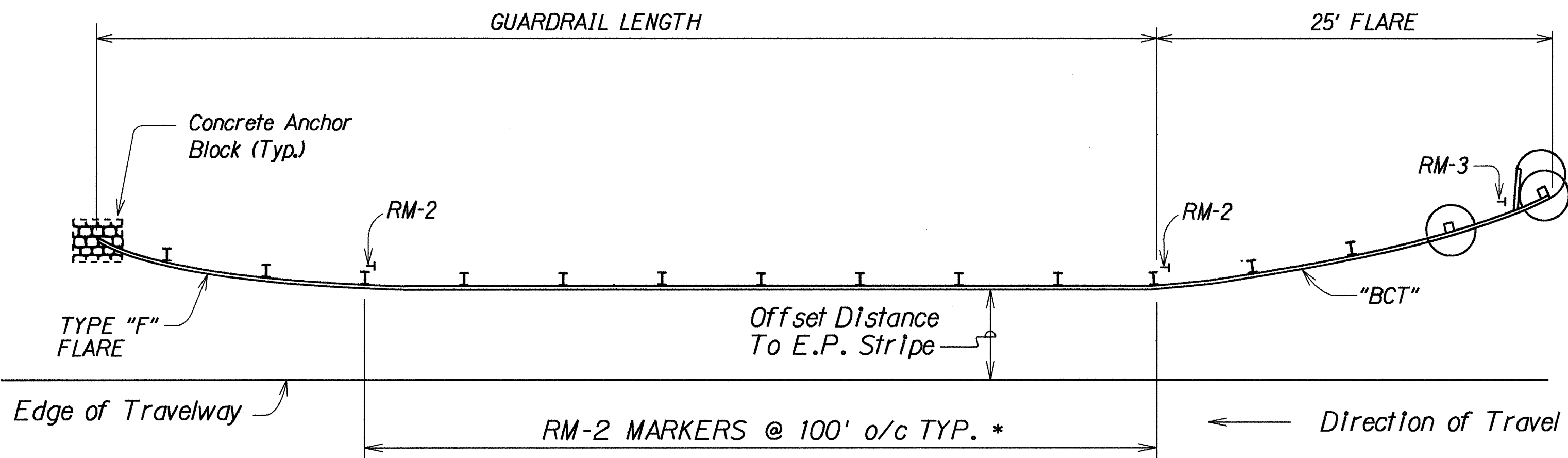
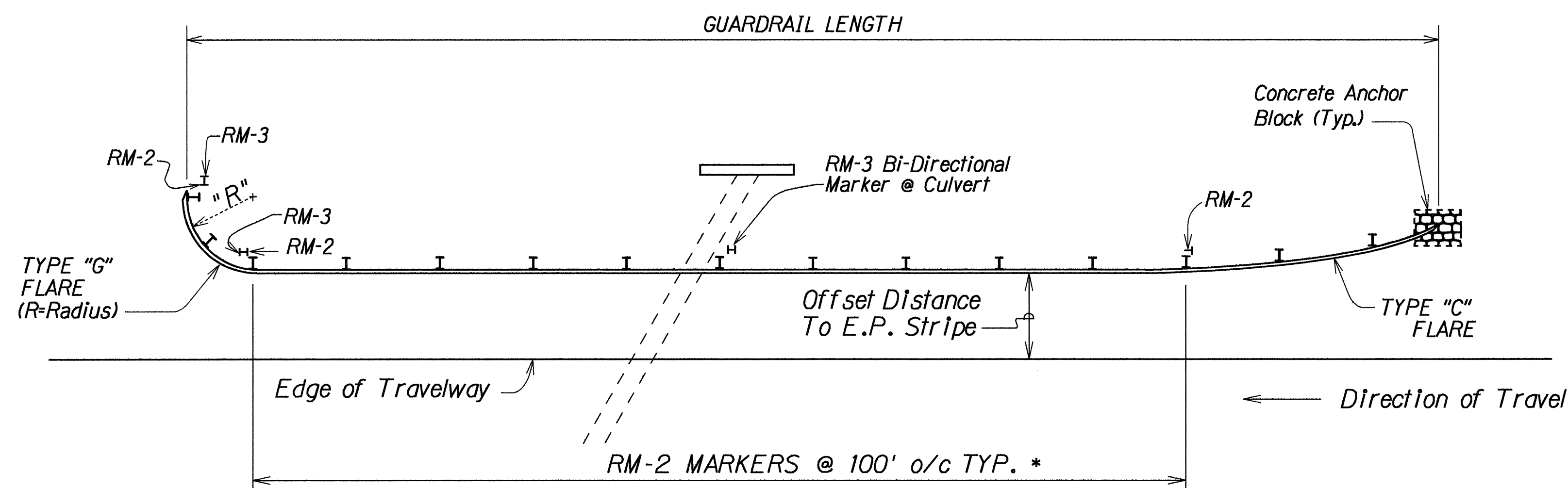


FED. ROAD DIST. NO.	STATE	FED. AID PROJ. NO.	FISCAL YEAR	SHEET NO.	TOTAL SHEETS
HAWAII	HAW.	STP-011-2(29)	1994	18	20



TYPICAL @ "BCT" & "F" END TREATMENT



TYPICAL @ "G" & "C" END TREATMENT

NOTE:

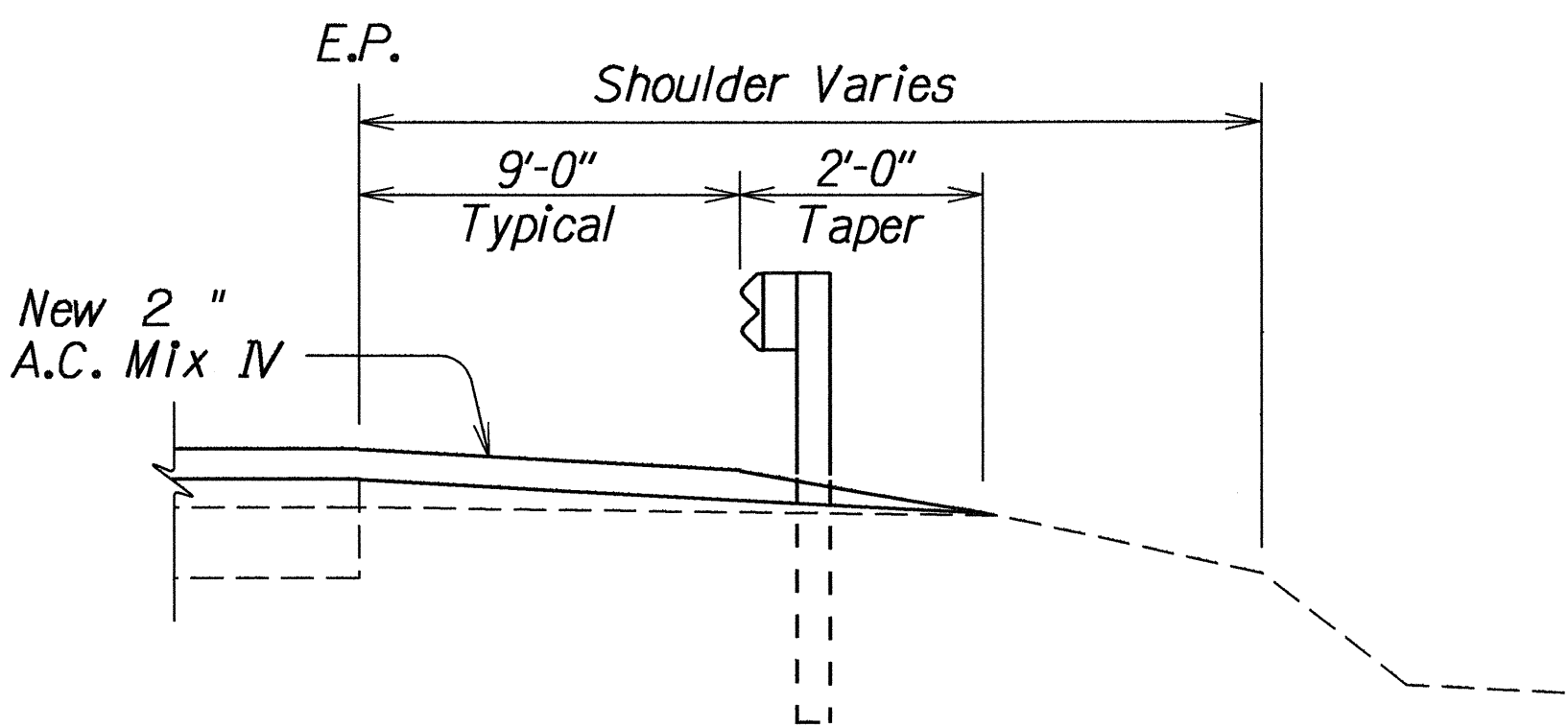
\* Exact location of Reflector Markers shall be determined in the field by the Engineer.

TYPICAL REFLECTOR MARKER INSTALLATION  
AT GUARDRAILS

Not To Scale

NOTES:

1. For New Guardrail Installation Schedule See Sheet 15, layouts on plan sheets 5 thru 10 .
2. All Guardrail Rail Elements shall be 12.5 feet long unless otherwise specified on the plans .
3. Lineal feet of Guardrail length shown on Guardrail Schedule sheet 15 excludes 25 L.F. of BCT Pay Item .



TYPICAL GUARDRAIL DETAIL  
Not To Scale

SURVEY PLOTTED BY	DATE
DRAWN BY	
DESIGNED BY	
QUANTITIES BY	
CHECKED BY	
ORIGINAL PLAN	
NOTE BOOK	
N.	

STATE OF HAWAII  
DEPARTMENT OF TRANSPORTATION  
HIGHWAYS DIVISION

**GUARDRAILS : DETAILS &  
TRAFFIC CONTROL PLAN**  
VOLCANO ROAD RESURFACING  
MOUNTAIN VIEW TO KURTISTOWN  
F.A. PROJECT NO. STP-011-2(29)

Scale: As Shown
Date: March, 1994

SHEET No. 1 OF 1 SHEETS