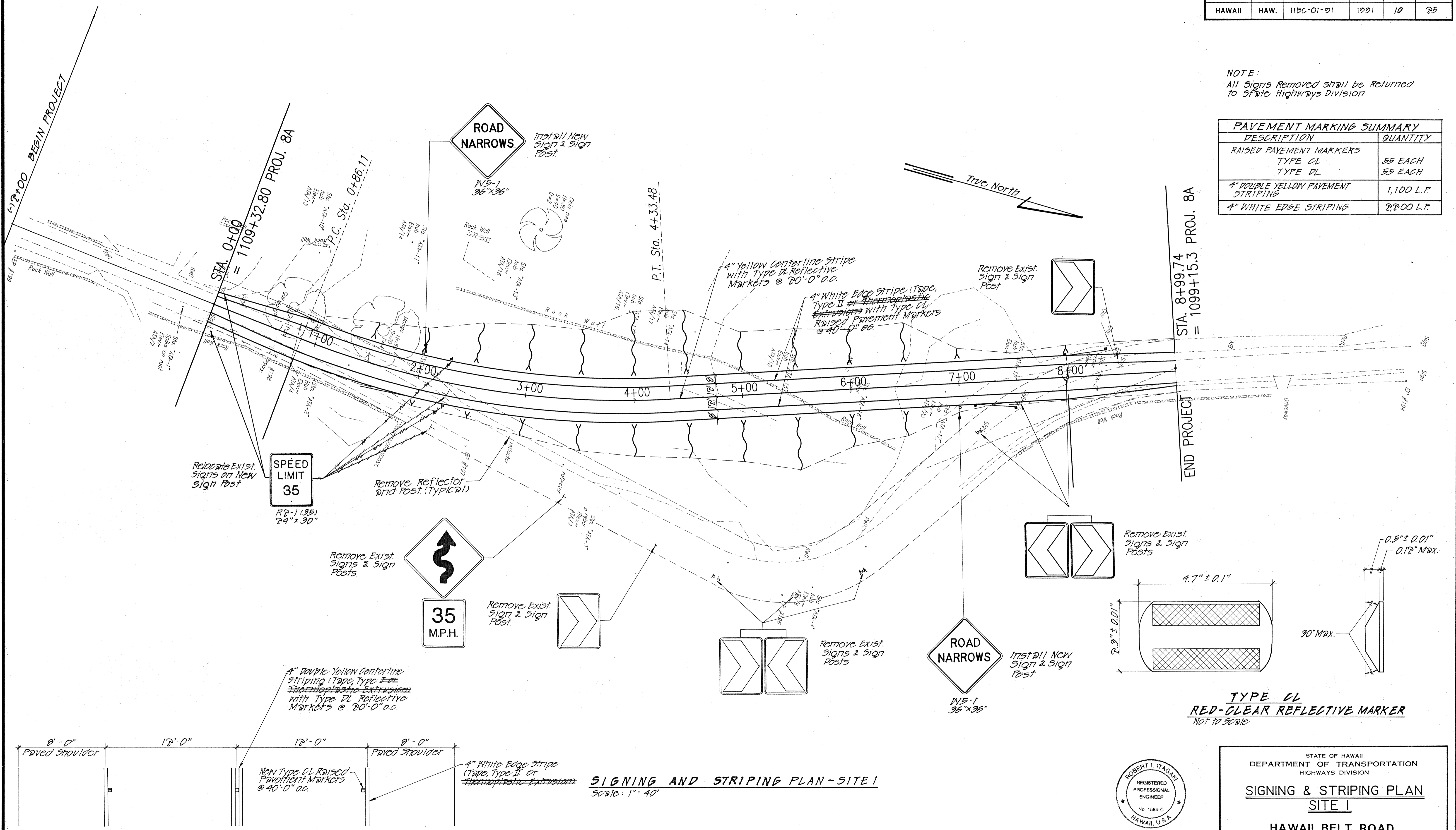


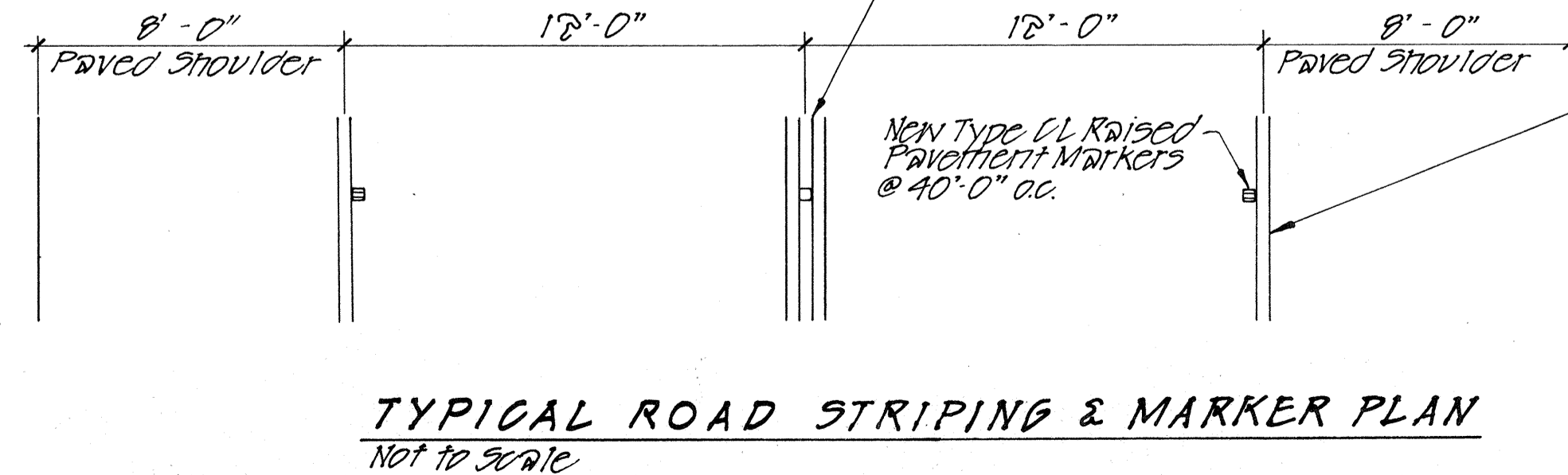
FED. ROAD DIST. NO.	STATE	PROJ. NO.	FISCAL YEAR	SHEET NO.	TOTAL SHEETS
HAWAII	HAW.	11BC-01-01	1991	10	25

NOTE:
All Signs Removed shall be Returned to State Highways Division


PAVEMENT MARKING SUMMARY	
DESCRIPTION	QUANTITY
RAISED PAVEMENT MARKERS	
TYPE CL	55 EACH
TYPE DL	55 EACH
4" DOUBLE YELLOW PAVEMENT STRIPING	1,100 L.F.
4" WHITE EDGE STRIPING	2,800 L.F.



SURVEY PLOTTED BY	DATE
DRAWN BY	
DESIGNED BY	
CHECKED BY	
NO.	



SIGNING AND STRIPING PLAN - SITE 1
SCALE: 1" = 40'



STATE OF HAWAII
DEPARTMENT OF TRANSPORTATION
HIGHWAYS DIVISION

SIGNING & STRIPING PLAN
SITE 1

HAWAII BELT ROAD IMPROVEMENTS
PAPA TO HONAUNAU - UNIT 2
PROJECT NO. 11BC-01-91

SHEET NO. 1 OF 1 SHEETS