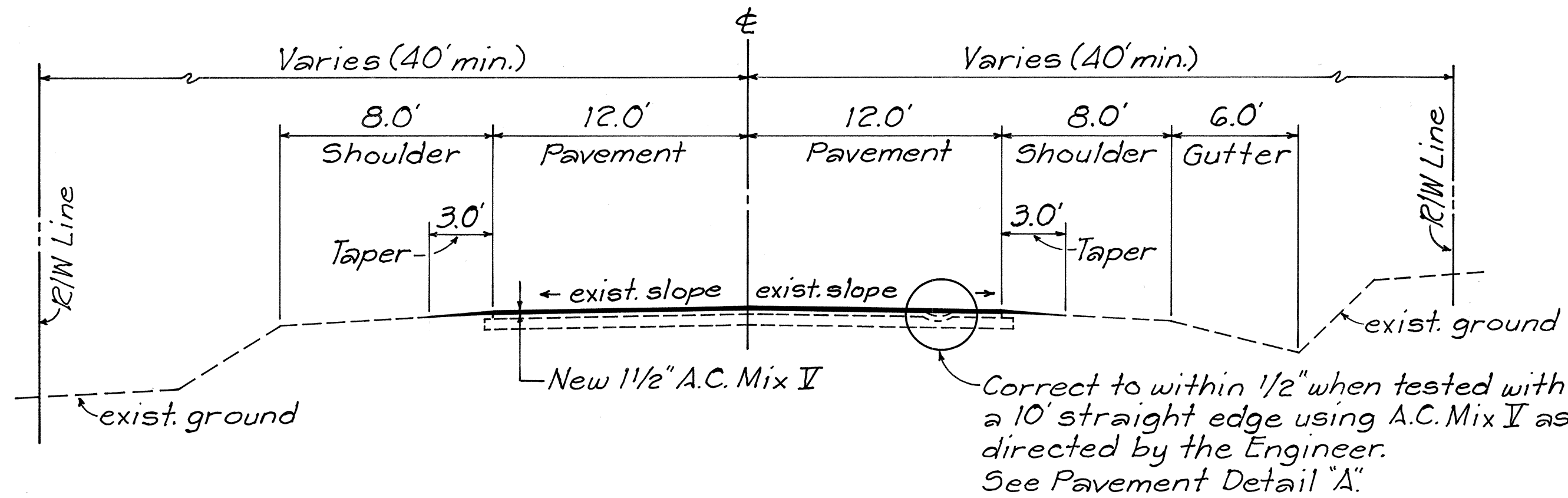


FED. ROAD DIST. NO.	STATE	PROJ. NO.	FISCAL YEAR	SHEET NO.	TOTAL SHEETS
HAWAII	HAW.	11L-01-22M	1992	3	8

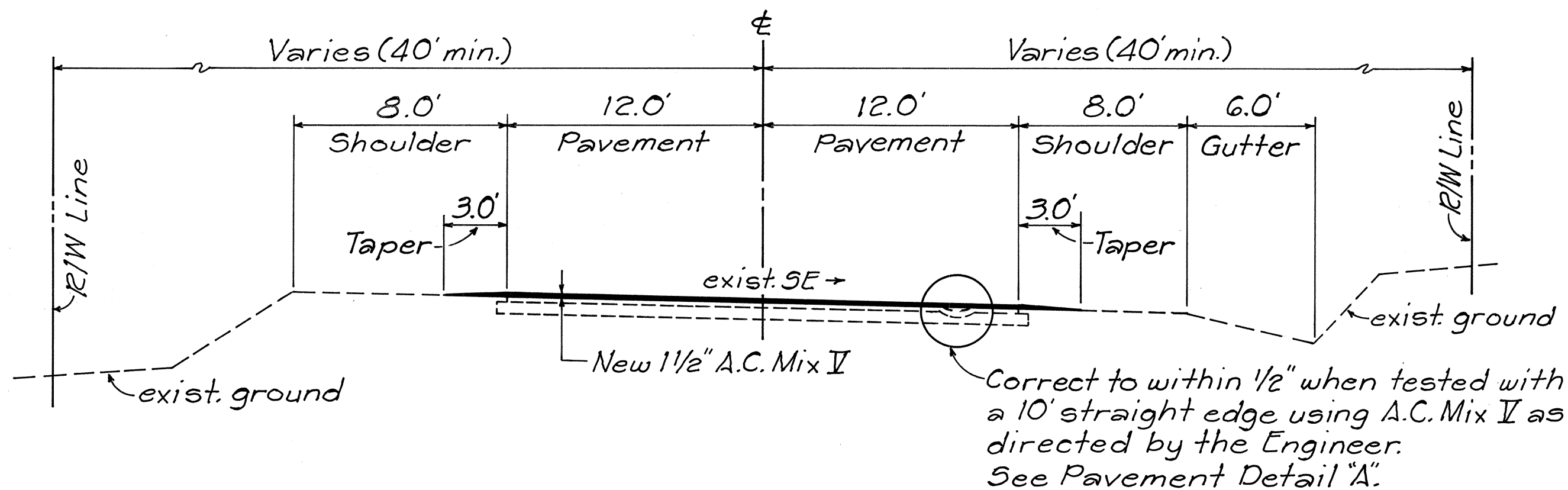
GENERAL NOTES:

- Improvements consists of cold planing a section of existing traveled way; reconstructing a weakened pavement area; leveling and resurfacing the existing pavement; adjusting reference survey monuments; replacing and installing signs and reflector markers and installing pavement striping, markings and markers.
- Initial preparation of shoulder areas shall be done by the State. Contractor shall be responsible for finish rolling and maintaining the shoulders thereafter. This work shall be considered incidental to Item No. 401.0500 - Asphalt Concrete Pavement, Mix No. I.
- The exact locations and limits of areas to be reconstructed and/or cold planed shall be determined in the field by the Engineer.
- Existing Thermoplastic Extrusion Pavement Markings and Preformed Pavement Marking Tape shall be removed prior to resurfacing. Removal shall be by sandblasting, grinding or other method approved by the Engineer. Payment shall be incidental to Item No. 401.0500 - Asphalt Concrete Pavement, Mix No. I.
- Asphalt concrete for leveling shall be paid for under Item No. 401.0500 - Asphalt Concrete Pavement, Mix No. I.
- Smooth and easy riding connections shall be constructed at the beginning and ending of project and at the ending of daily work.

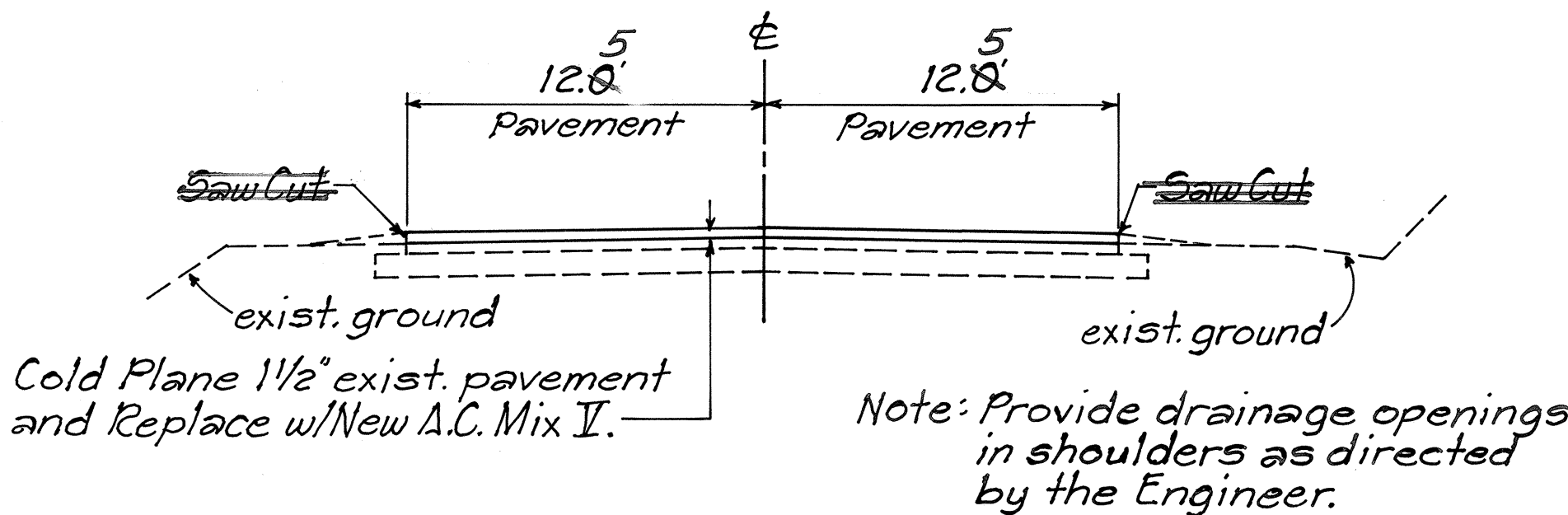
7. Contractor's attention is directed to Section 401.03 of the Special Provisions. If the Contractor elects to construct a longitudinal transition taper, the taper shall be saw cut and removed prior to paving the adjacent lane.



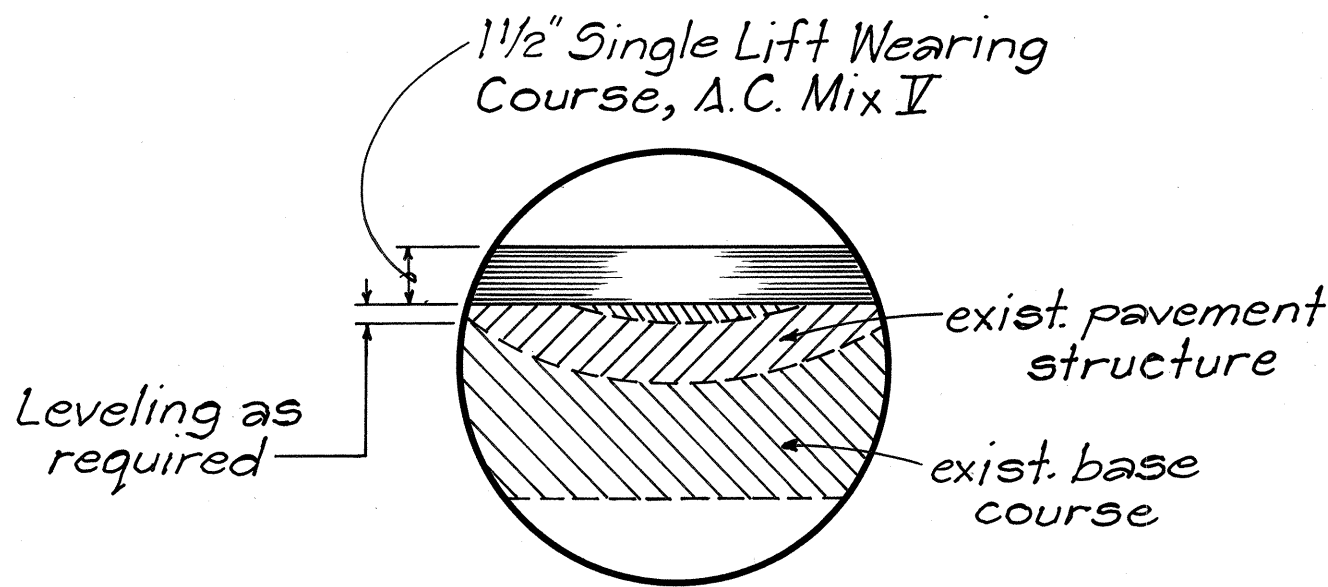
TYPICAL TANGENT SECTION
STA. 213+03.49 TO STA. 306+50
 Not To Scale



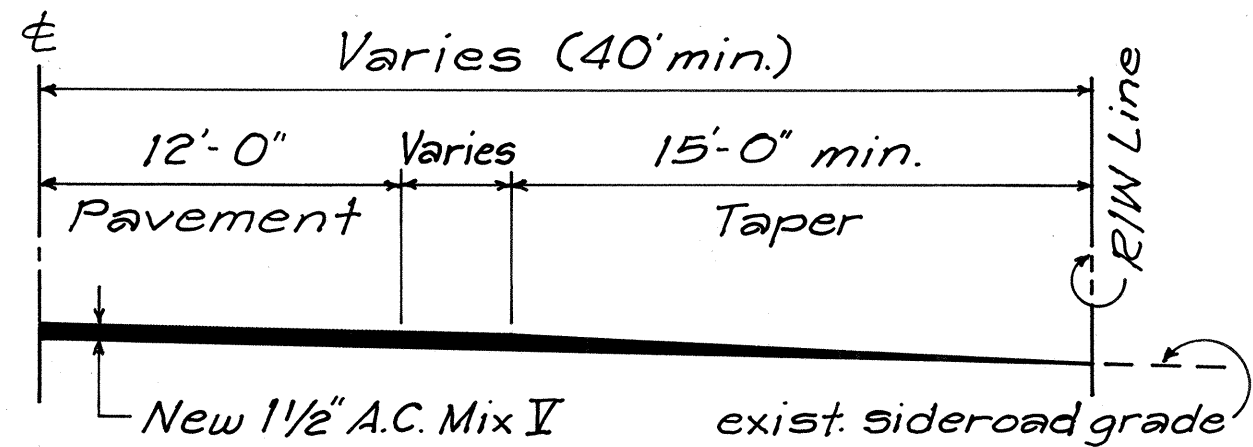
TYPICAL SUPERELEVATED SECTION
STA. 213+03.49 TO STA. 306+50
 Not To Scale



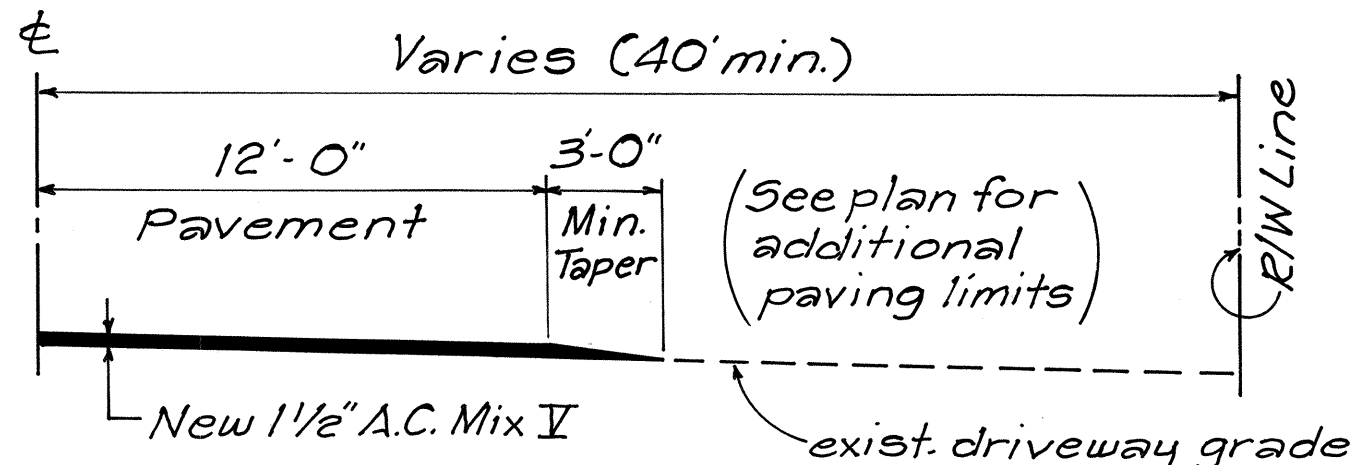
TYPICAL SECTION AT COLD PLANING AREA
STA. 306+50 to STA. 333+00
 Not To Scale



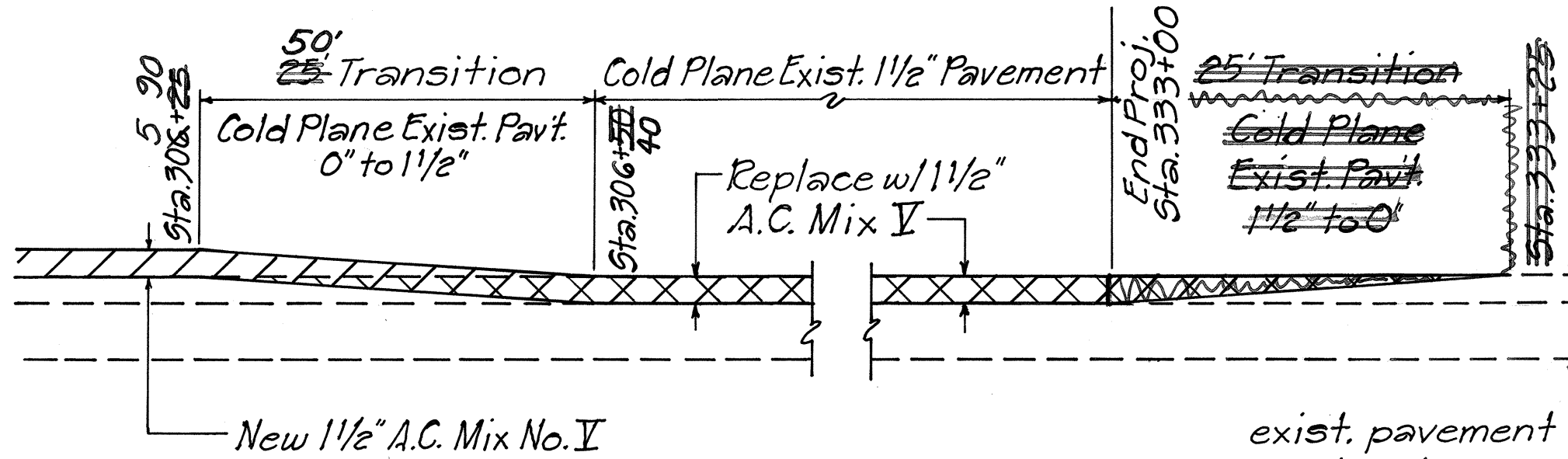
PAVEMENT DETAIL (A)
 Not To Scale



TYPICAL SIDEROAD CONNECTION
 Not To Scale



TYPICAL DRIVEWAY CONNECTION
 Not To Scale



TYPICAL LONGITUDINAL SECTION
STA. 306+25 to STA. 333+25
 Not To Scale

STATE OF HAWAII
 DEPARTMENT OF TRANSPORTATION
 HIGHWAYS DIVISION

TYPICAL SECTIONS & DETAIL
 VOLCANO ROAD RESURFACING
 GLENWOOD
 PROJECT No. 11L-01-22M

Scale: As Noted Date: Dec. 1991
 SHEET NO. 1 OF 1 SHEETS