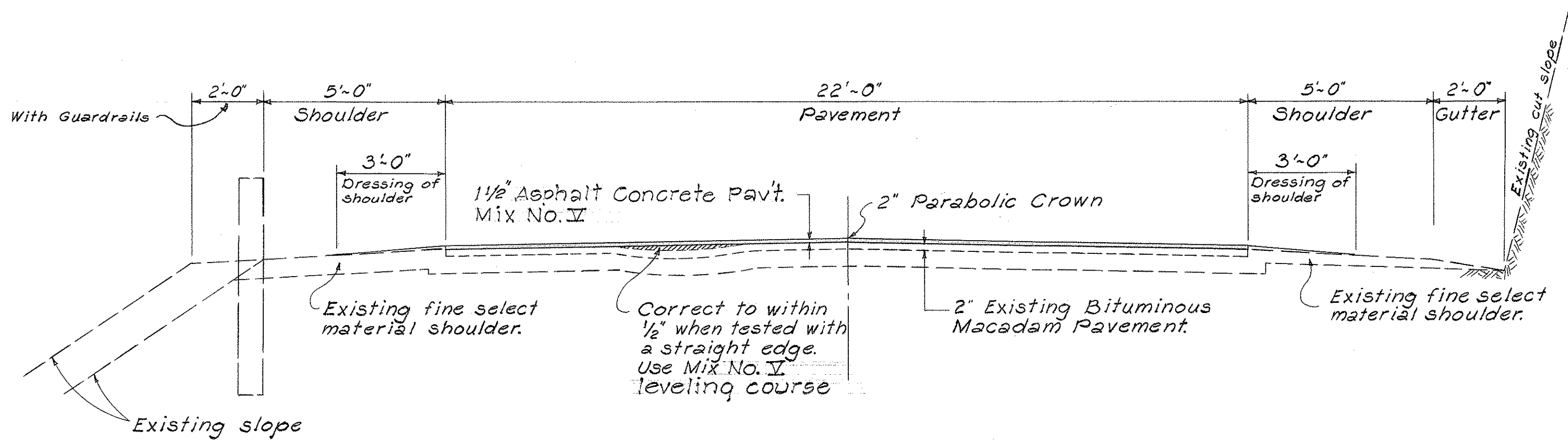
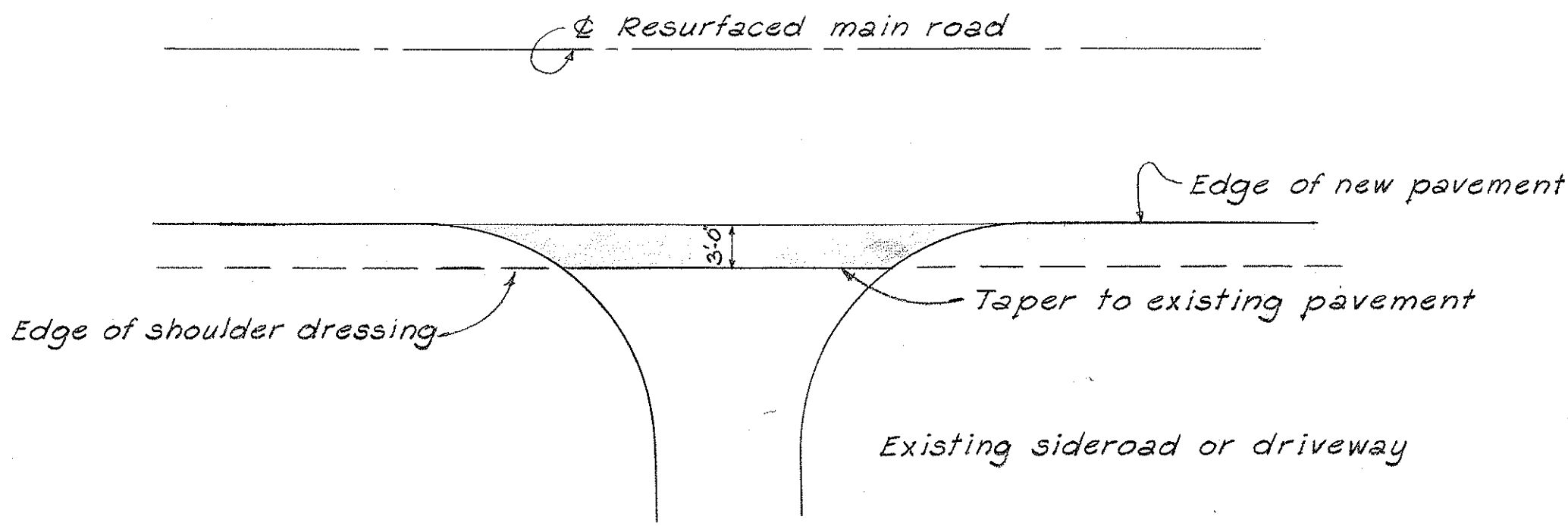


FED. ROAD DIST. NO.	STATE	PROJ. NO.	FISCAL YEAR	SHEET NO.	TOTAL SHEETS
HAWAII	HAW.	11A-02-68	1968	2	4



TYPICAL SECTION OF WORK TO BE DONE

Scale: 3/8" = 1'-0"



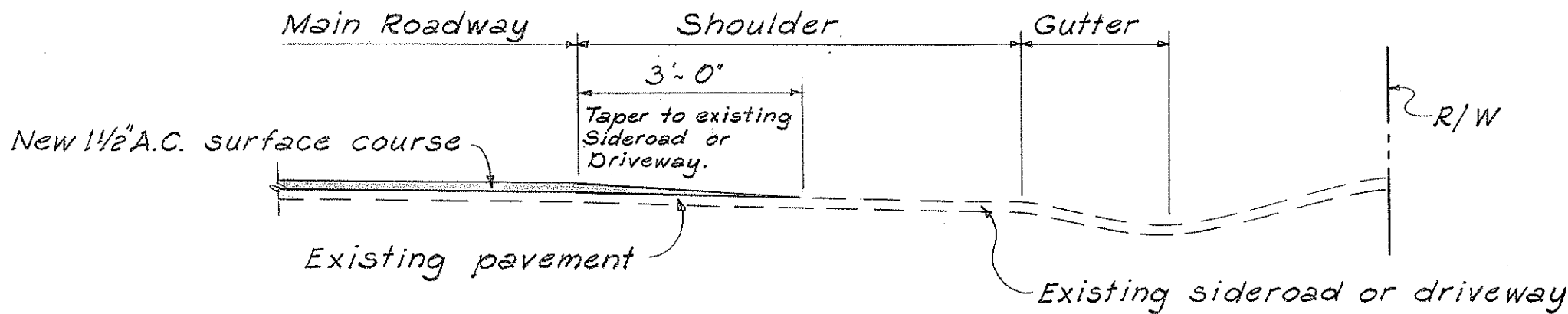
TYPICAL SIDEROAD AND DRIVEWAY CONNECTION

Not to Scale

GENERAL NOTES:

1. Brooming off will not be paid for separately but shall be considered included in the unit price of Asphalt Concrete Pavement, Mix No. V.
2. Existing pavement shall be broomed off and shall receive a tack coat of 0.15 gals. per sq. yd. of Emulsified Asphalt before placing A.C. pavement.
3. Warning signs, lights, barricades and other protective facilities shall be provided in accordance with Sect. 107.14 of the Standard Specifications.
4. Shape and dress shoulders with Select Material.

ADJUST EXISTING MANHOLE AND WATER VALVE BOX FRAMES AND COVERS TO FINISH GRADE, AS DIRECTED BY THE ENGR.		
STATION	LOCATION	NUMBER & TYPE
0+00	PALANI ROAD INTERSECTION	4 Valve Boxes 1 Sewer M.H.
24+75	HOLUALOA ROAD INTERSECTION	2 Valve Boxes 1 Sewer M.H.



TYPICAL SECTION - SIDEROAD AND DRIVEWAY CONNECTION

Not to Scale

DESIGNED BY	DATE
DRAWN BY	
CHECKED BY	
NOTED BY	
NO.	

STATE OF HAWAII
DEPARTMENT OF TRANSPORTATION
HIGHWAYS DIVISION

TYPICAL SECTIONS
KAILUA-KEAUHOU ROAD
PROJECT No. 11A-02-68
NORTH KONA, HAWAII

SCALE: AS SHOWN
DATE: July, 1968
SHEET No. 1 OF 4 SHEETS